

SERCA3 antibody

Catalog Number: 115127

Product name

SERCA3 antibody

IP: 1:200-1:2000

IHC: 1:20-1:200


Specificity

Human, Mouse, Rat; other species not tested.

Antibody description

SERCA3 Rabbit Polyclonal antibody. Positive IHC detected in human pancreas cancer tissue. Positive IP detected in mouse skeletal muscle tissue. Positive WB detected in mouse skeletal muscle tissue. Observed molecular weight by Western-blot: 97 kDa

Validations



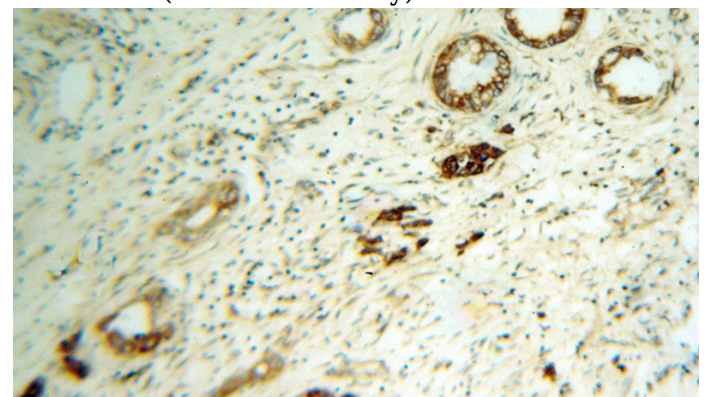
Preparation

This antibody was obtained by immunization of SERCA3 recombinant protein (Accession Number: NM_005173). Purification method: Antigen affinity purified.

mouse skeletal muscle tissue were subjected to SDS PAGE followed by western blot with Catalog No:115127(ATP2A3 antibody) at dilution of 1:500

Formulation

PBS with 0.02% sodium azide and 50% glycerol pH 7.3.



Storage

Store at -20°C. DO NOT ALIQUOT

Clonality

Polyclonal

Immunohistochemical of paraffin-embedded human pancreas cancer using Catalog No:115127(ATP2A3 antibody) at dilution of 1:100 (under 10x lens)

Ig Type

Rabbit IgG

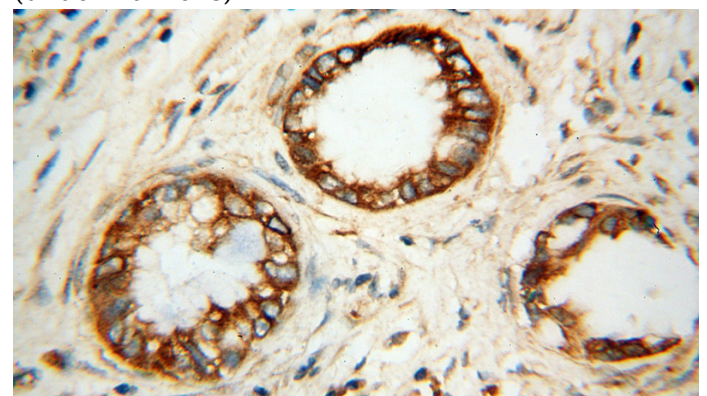
Applications

ELISA, WB, IHC, IP

Dilutions

Recommended Dilution:

WB: 1:500-1:5000



Immunohistochemical of paraffin-embedded

SERCA3 antibody

Catalog Number: 115127

human pancreas cancer using Catalog No:115127(ATP2A3 antibody) at dilution of 1:100 (under 40x lens)

IP Result of anti-ATP2A3 (IP:Catalog No:115127, 4ug; Detection:Catalog No:115127 1:500) with mouse skeletal muscle tissue lysate 3600ug.

