

CALML4 antibody



Catalog Number: 108827

Product name

CALML4 antibody

Recommended Dilution:

WB: 1:200-1:2000

Immunogen

IP: 1:200-1:1000

[Human CALML4 Recombinant protein \(GST tag\)](#)

IF: 1:10-1:100


Specificity

Human, Mouse, Rat; other species not tested.

Validations

Antibody description

CALML4 Rabbit Polyclonal antibody. Positive WB detected in human colon tissue, mouse thymus tissue. Positive IP detected in mouse thymus tissue. Positive IF detected in HepG2 cells. Observed molecular weight by Western-blot: 22-25 kDa



Preparation

This antibody was obtained by immunization of CALML4 recombinant protein (Accession Number: BC009516). Purification method: Antigen affinity purified.

human colon tissue were subjected to SDS PAGE followed by western blot with Catalog No:108827(CALML4 antibody) at dilution of 1:300

Formulation

PBS with 0.02% sodium azide and 50% glycerol pH 7.3.

Storage

Store at -20°C. DO NOT ALIQUOT

Clonality

Polyclonal

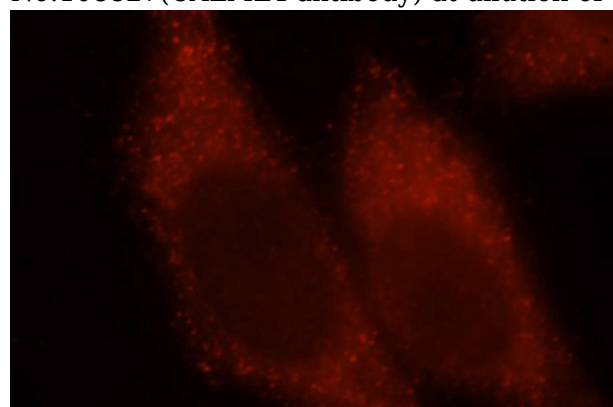
Ig Type

Rabbit IgG

Applications

ELISA, WB, IF, IP

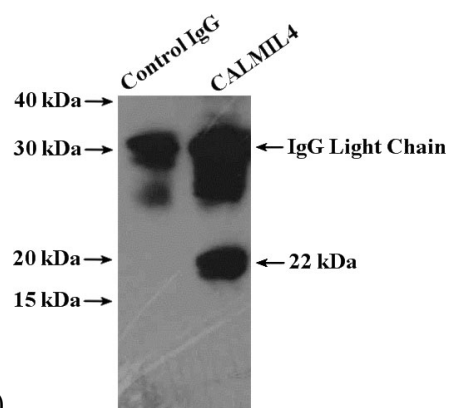
Dilutions



Immunofluorescent analysis of HepG2 cells, using CALML4 antibody Catalog No:108827 at 1:25 dilution and Rhodamine-labeled goat anti-rabbit

CALML4 antibody

Catalog Number: 108827



IP Result of anti-CALML4 (IP:Catalog No:108827, 4ug; Detection:Catalog No:108827 1:300) with mouse thymus tissue lysate 2800ug.

IgG (red).