

# Anti-Ku70 (1D3) Mouse antibody



Catalog Number: 168427

## Product name

Anti-Ku70 (1D3) Mouse antibody

## Specificity

Human

## Antibody description

Ku70 (1D3) Mouse monoclonal antibody

## Preparation

Antigen: Purified recombinant fragment of human XRCC6 (AA: 6-214) expressed in E. Coli.

## Formulation

Purified antibody in PBS with 0.05% sodium azide.

## Storage

Store at 4°C short term. Store at -20°C long term. Avoid freeze / thaw cycle.

## Clonality

Monoclonal

## Ig Type

Mouse IgG1

## Applications

WB, ICC/IF, FC

## Dilutions

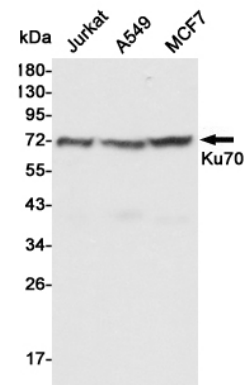
WB: 1/500 - 1/2000

ICC: 1/200 - 1/1000

FC: 1/200 - 1/400

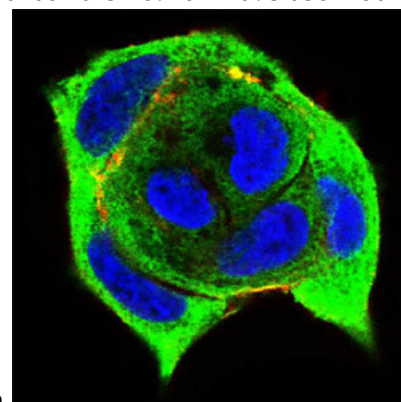
ELISA: 1/10000

## Validations

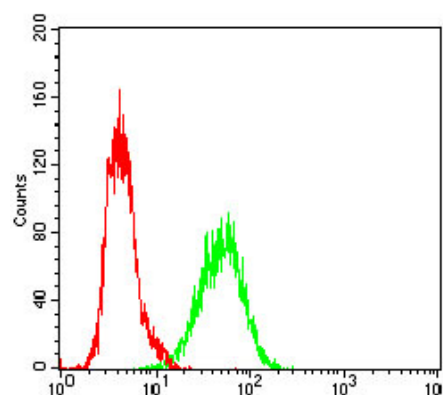


Western blot detection of Ku70 in Jurkat, A549 and MCF7 cell lysates using Ku70 mouse mAb (1:1000 diluted). Predicted band size: 70KDa. Observed

band size: 70KDa.



Immunofluorescence analysis of MCF-7 cells using Ku70 mouse mAb (green). Blue



Flow cytometric analysis of A431 cells using Ku70 mouse mAb (green) and negative control (red).