

Phospho-MAPKAPK2-T334 pAb

Catalog Number: 166427

Product name

Phospho-MAPKAPK2-T334 pAb

Specificity

Human, Mouse, Rat

Antibody description

Polyclonal antibody to Phospho-MAPKAPK2-T334

Preparation

Antigen: A phospho specific peptide corresponding to residues surrounding T334 of human MAPKAPK2

Formulation

PBS with 0.02% sodium azide, 50% glycerol, pH7.3.

Storage

Store at -20°C. Avoid freeze / thaw cycles.

Clonality

Polyclonal

Ig Type

Rabbit IgG

Applications

WB, IHC, IF

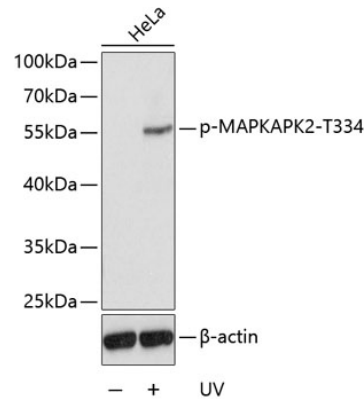
Dilutions

WB 1:500 - 1:2000

IHC 1:50 - 1:100

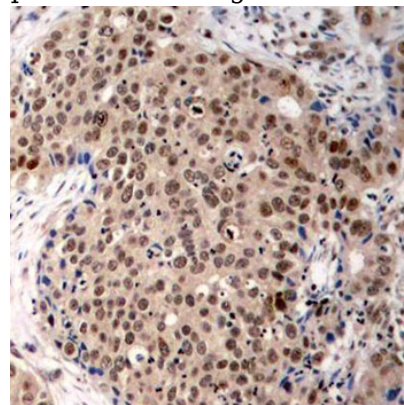
IF 1:100 - 1:200

Validations



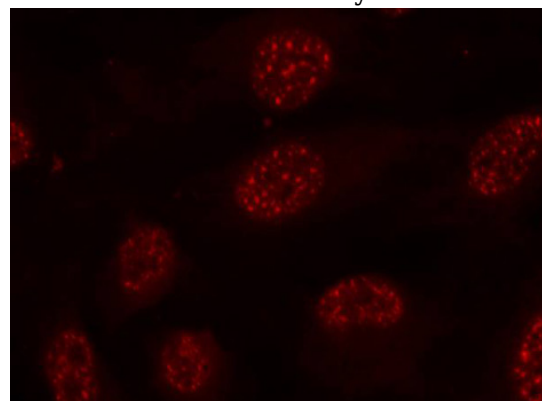
Western blot - Phospho-MAPKAPK2-T334 pAb

Western blot analysis of extracts from HeLa cells, using Phospho-MAPKAPK2-T334 antibody .Secondary antibody: HRP Goat Anti-Rabbit IgG (H+L) at 1:10000 dilution.Lysates/proteins: 25ug per lane.Blocking buffer: 3% BSA.



Immunohistochemistry - Phospho-MAPKAPK2-T334 pAb

Immunohistochemistry of paraffin-embedded human breast carcinoma using Phospho-MAPKAPK2-T334 antibody .



Phospho-MAPKAPK2-T334 pAb



Catalog Number: 166427

Immunofluorescence - Phospho-MAPKAPK2-T334 pAb

Immunofluorescence analysis of methanol-fixed HeLa cells using Phospho-MAPKAPK2-T334 antibody .