

# CD320 antibody

Catalog Number: 109027

## Product name

CD320 antibody

## Specificity

Human, Mouse; other species not tested.

## Antibody description

CD320 Rabbit Polyclonal antibody. Positive WB detected in HEK-293 cells, HL-60 cells, human liver tissue, mouse heart tissue, Raji cells. Positive FC detected in HL-60 cells. Positive IHC detected in human tonsillitis tissue. Observed molecular weight by Western-blot: 50-55 kDa

## Preparation

This antibody was obtained by immunization of CD320 recombinant protein (Accession Number: NM\_016579). Purification method: Antigen affinity purified.

## Formulation

PBS with 0.1% sodium azide and 50% glycerol pH 7.3.

## Storage

Store at -20°C. DO NOT ALIQUOT

## Clonality

Polyclonal

## Ig Type

Rabbit IgG

## Applications

ELISA, WB, IHC, FC


## Dilutions

Recommended Dilution:


WB: 1:200-1:2000

IHC: 1:20-1:200

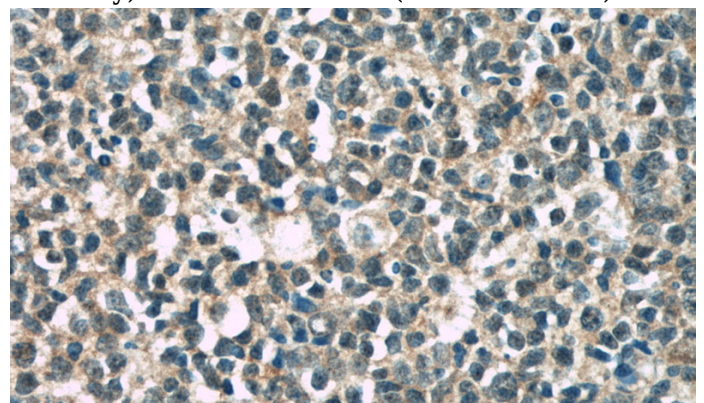
## Validations



HEK-293 cells were subjected to SDS PAGE followed by western blot with Catalog No:109027(CD320 antibody) at dilution of 1:500



Immunohistochemical of paraffin-embedded human tonsillitis using Catalog No:109027(CD320 antibody) at dilution of 1:50 (under 10x lens)

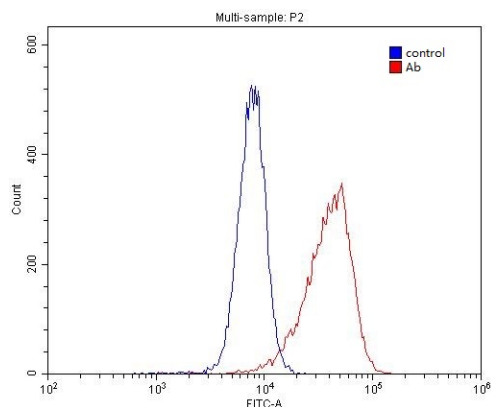


Immunohistochemical of paraffin-embedded human tonsillitis using Catalog No:109027(CD320 antibody) at dilution of 1:50 (under 40x lens)

# CD320 antibody

Catalog Number: 109027

---



1X10<sup>6</sup> HL-60 cells were stained with 0.2ug CD320 antibody (Catalog No:109027, red) and control antibody (blue). Fixed with 4% PFA blocked with 3% BSA (30 min). Alexa Fluor 488-conjugated AffiniPure Goat Anti-Rabbit IgG(H+L) with dilution 1:1500.