

C3 / C3b / C3c antibody



Catalog Number: 107027

Product name

C3 / C3b / C3c antibody

Specificity

Human; other species not tested.

Antibody description

C3 / C3b / C3c Mouse Monoclonal antibody.
Positive IHC detected in human liver tissue.
Positive WB detected in human blood tissue.
Observed molecular weight by Western-blot: 115 kDa

Preparation

This antibody was obtained by immunization of C3 / C3b / C3c recombinant protein (Accession Number: NM_000064). Purification method: Protein G purified.

Formulation

PBS with 0.02% sodium azide and 50% glycerol
pH 7.3.

Storage

Store at -20°C. DO NOT ALIQUOT

Clonality

Monoclonal

Ig Type

Mouse IgG1

Applications

ELISA, WB, IHC


Dilutions

Recommended Dilution:

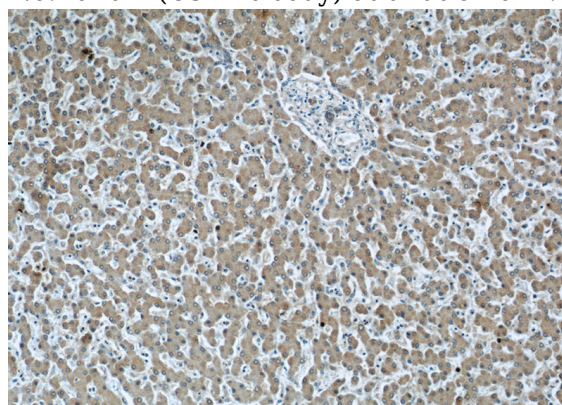
WB: 1:500-1:5000

IHC: 1:20-1:200

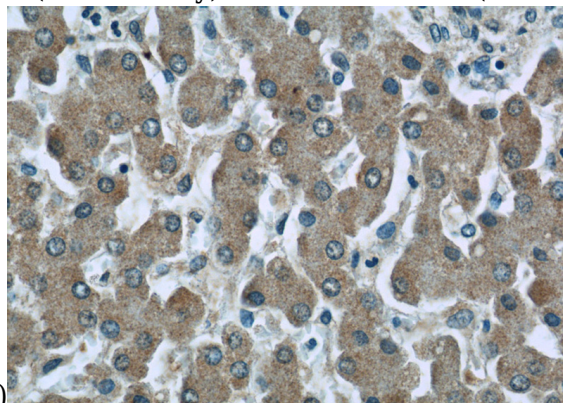
Validations



human blood tissue were subjected to SDS PAGE followed by western blot with Catalog No:107027(C3 Antibody) at dilution of 1:1000



Immunohistochemistry of paraffin-embedded human liver tissue slide using Catalog No:107027(C3 Antibody) at dilution of 1:50 (under



10x lens)

Immunohistochemistry of paraffin-embedded human liver tissue slide using Catalog No:107027(C3 Antibody) at dilution of 1:50 (under

C3 / C3b / C3c antibody



Catalog Number: 107027

40x lens)