

SDCCAG3 antibody



Catalog Number: 115027

Product name

SDCCAG3 antibody

IHC: 1:20-1:200

IF: 1:20-1:200

Specificity

Human, Mouse, Rat; other species not tested.

Antibody description

SDCCAG3 Rabbit Polyclonal antibody. Positive IHC detected in human colon cancer tissue. Positive IF detected in HepG2 cells. Positive WB detected in mouse pancreas tissue. Observed molecular weight by Western-blot: 42kd

Preparation

This antibody was obtained by immunization of SDCCAG3 recombinant protein (Accession Number: NM_006643). Purification method: Antigen affinity purified.

Formulation

PBS with 0.02% sodium azide and 50% glycerol pH 7.3.

Storage

Store at -20°C. DO NOT ALIQUOT

Clonality

Polyclonal

Ig Type

Rabbit IgG

Applications

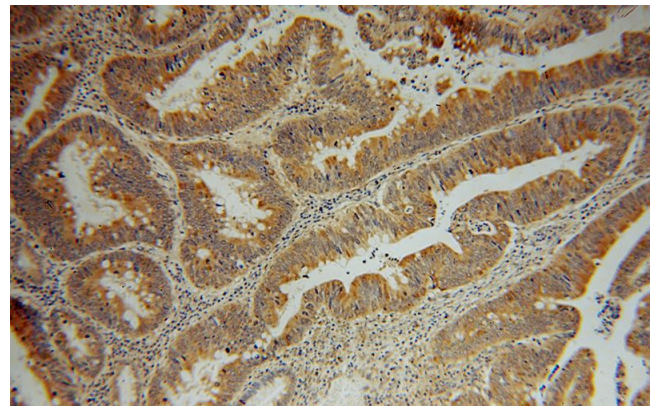
ELISA, IHC, IF, WB

Dilutions

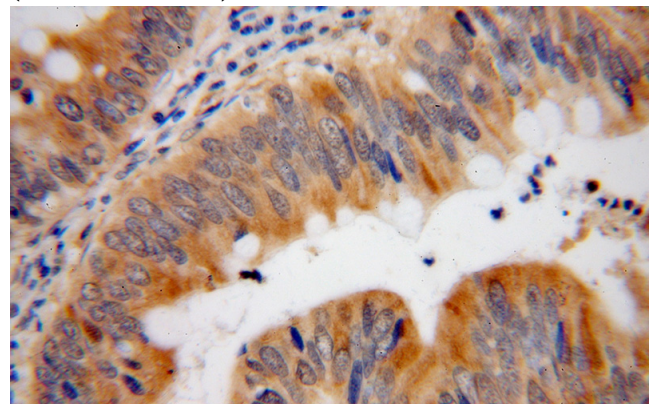
Recommended Dilution:

WB: 1:200-1:1000

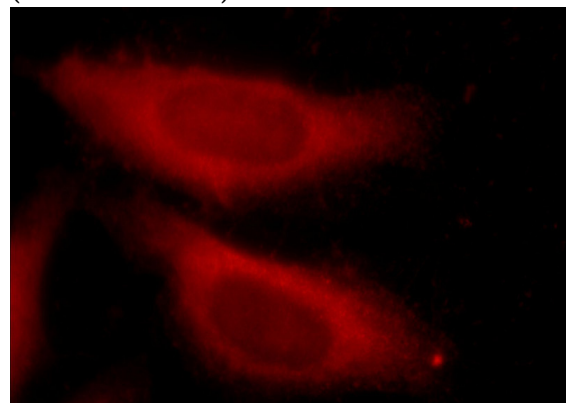
Validations



Immunohistochemical of paraffin-embedded human colon cancer using Catalog No:115027(SDCCAG3 antibody) at dilution of 1:50 (under 10x lens)



Immunohistochemical of paraffin-embedded human colon cancer using Catalog No:115027(SDCCAG3 antibody) at dilution of 1:50 (under 40x lens)




SDCCAG3 antibody



Catalog Number: 115027

Immunofluorescent analysis of HepG2 cells using Catalog No:115027(SDCCAG3 Antibody) at

mouse pancreas tissue were subjected to SDS PAGE followed by western blot with Catalog No:115027(SDCCAG3 Antibody) at dilution of 1:300



dilution of 1:50 and N/A