

DSG2 antibody

Catalog Number: 110027

Product name

DSG2 antibody

IP: 1:500-1:5000

IF: 1:10-1:100

Specificity

Human, Mouse, Rat; other species not tested.

Antibody description

DSG2 Rabbit Polyclonal antibody. Positive IF detected in A431 cells. Positive IP detected in HepG2 cells. Positive WB detected in HepG2 cells, A431 cells, A549 cells, HEK-293 cells, HeLa cells. Observed molecular weight by Western-blot: 145-150 kDa

Preparation

This antibody was obtained by immunization of DSG2 recombinant protein (Accession Number: NM_001943). Purification method: Antigen affinity purified.

Formulation

PBS with 0.02% sodium azide and 50% glycerol pH 7.3.

Storage

Store at -20°C. DO NOT ALIQUOT

Clonality

Polyclonal

Ig Type

Rabbit IgG

Applications


ELISA, WB, IF, IP

Dilutions

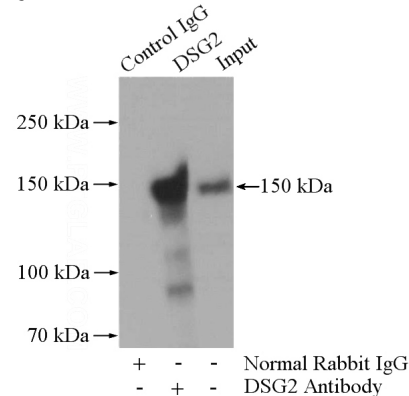
Recommended Dilution:

WB: 1:1000-1:10000

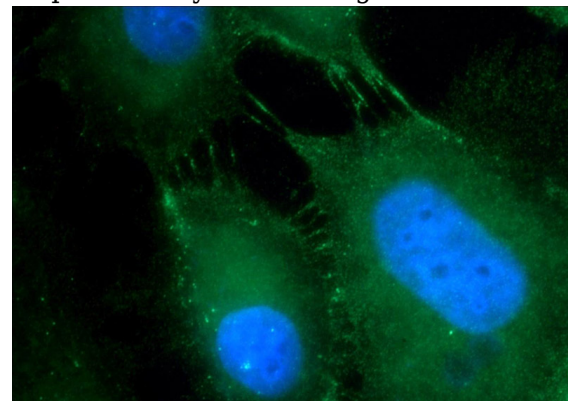
Validations



HepG2 cells were subjected to SDS PAGE followed by western blot with Catalog No:110027(DSG2 antibody) at dilution of 1:1000



IP Result of anti-DSG2 (IP:Catalog No:110027, 4ug; Detection:Catalog No:110027 1:1000) with HepG2 cells lysate 3600ug.



Immunofluorescent analysis of A431 cells using Catalog No:110027(DSG2 Antibody) at dilution of

DSG2 antibody



Catalog Number: 110027

1:25 and Alexa Fluor 488-conjugated AffiniPure

Goat Anti-Rabbit IgG(H+L)