

# C2orf67 antibody

Catalog Number: 108717

## Product name

C2orf67 antibody

IHC: 1:20-1:200

IF: 1:20-1:200

## Specificity

Human, Mouse; other species not tested.

## Antibody description

C2orf67 Rabbit Polyclonal antibody. Positive IF detected in A549 cells. Positive IHC detected in human testis tissue, human kidney tissue. Positive WB detected in PC-3 cells, A549 cells, mouse testis tissue. Observed molecular weight by Western-blot: 112,80

## Preparation

This antibody was obtained by immunization of C2orf67 recombinant protein (Accession Number: NM\_001307976). Purification method: Antigen Affinity purified.

## Formulation

PBS with 0.02% sodium azide and 50% glycerol pH 7.3.

## Storage

Store at -20°C. DO NOT ALIQUOT

## Clonality

Polyclonal

## Ig Type

Rabbit IgG

## Applications


ELISA, WB, IHC, IF

## Dilutions

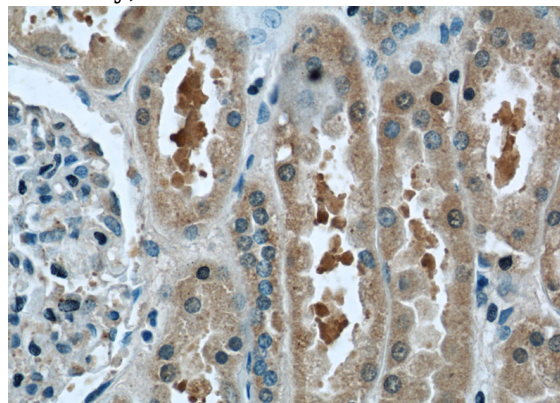
Recommended Dilution:

WB: 1:500-1:5000

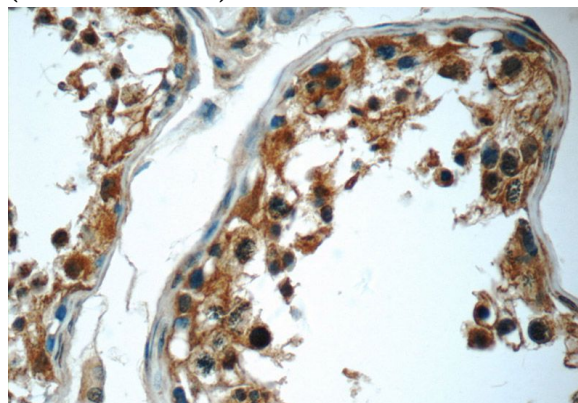
## Validations



PC-3 cells were subjected to SDS PAGE followed by western blot with Catalog No:108717(C2orf67 Antibody) at dilution of 1:1000



Immunohistochemistry of paraffin-embedded human kidney tissue slide using Catalog No:108717(C2orf67 Antibody) at dilution of 1:50 (under 40x lens)



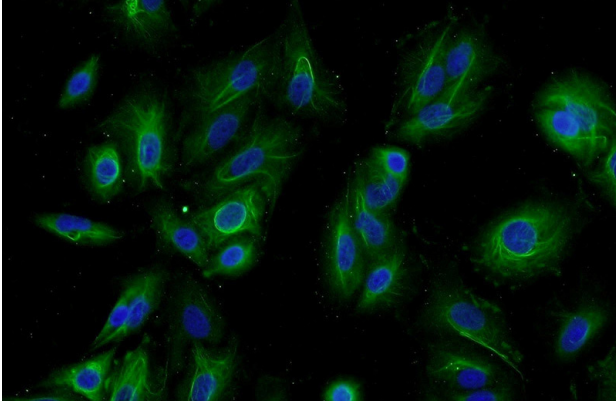
Immunohistochemistry of paraffin-embedded

# C2orf67 antibody

Catalog Number: 108717

---

human testis tissue slide using Catalog No:108717(C2orf67 Antibody) at dilution of 1:50 (under 40x lens)



Immunofluorescent analysis of A549 cells using Catalog No:108717(C2orf67 Antibody) at dilution of 1:50 and Alexa Fluor 488-conjugated AffiniPure Goat Anti-Rabbit IgG(H+L)