

ACAD9 antibody

Catalog Number: 107717

Product name

ACAD9 antibody

Specificity

Human, Mouse, Rat; other species not tested.

Antibody description

ACAD9 Rabbit Polyclonal antibody. Positive WB detected in MCF7 cells, HEK-293 cells. Positive IHC detected in human colon cancer tissue. Observed molecular weight by Western-blot: 65 kDa

Preparation

This antibody was obtained by immunization of ACAD9 recombinant protein (Accession Number: NM_014049). Purification method: Antigen affinity purified.

Formulation

PBS with 0.02% sodium azide and 50% glycerol pH 7.3.

Storage

Store at -20°C. DO NOT ALIQUOT

Clonality

Polyclonal

Ig Type

Rabbit IgG

Applications

ELISA, WB, IHC


Dilutions

Recommended Dilution:

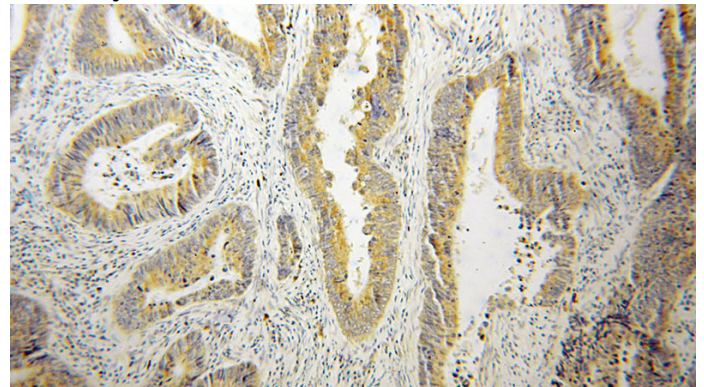
WB: 1:200-1:2000

IHC: 1:20-1:200

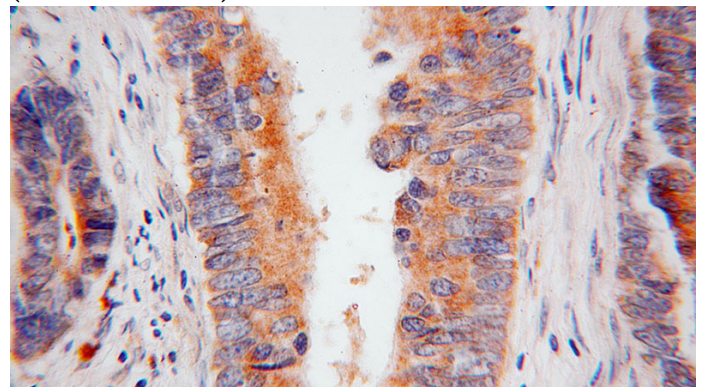
Validations



MCF7 cells were subjected to SDS PAGE followed by western blot with Catalog No:107717(ACAD9 antibody) at dilution of 1:500



Immunohistochemical of paraffin-embedded human colon cancer using Catalog No:107717(ACAD9 antibody) at dilution of 1:50 (under 10x lens)



Immunohistochemical of paraffin-embedded human colon cancer using Catalog No:107717(ACAD9 antibody) at dilution of 1:50

ACAD9 antibody



Catalog Number: 107717

(under 40x lens)