

STK32A antibody

Catalog Number: 115717

Product name

STK32A antibody

Specificity

human, mouse, rat; other species not tested.

Antibody description

STK32A Rabbit Polyclonal antibody. Positive WB detected in HeLa cells. Positive IHC detected in human brain. Observed molecular weight by Western-blot: 46kd

Preparation

This antibody was obtained by immunization of STK32A recombinant protein (Accession Number: NM_145001). Purification method: Antigen affinity purified.

Formulation

PBS with 0.02% sodium azide and 50% glycerol pH 7.3.

Storage

Store at -20°C. DO NOT ALIQUOT

Clonality

Polyclonal

Ig Type

Rabbit IgG

Applications

ELISA, WB, IHC


Dilutions


Recommended Dilution:

WB: 1:200-1:2000

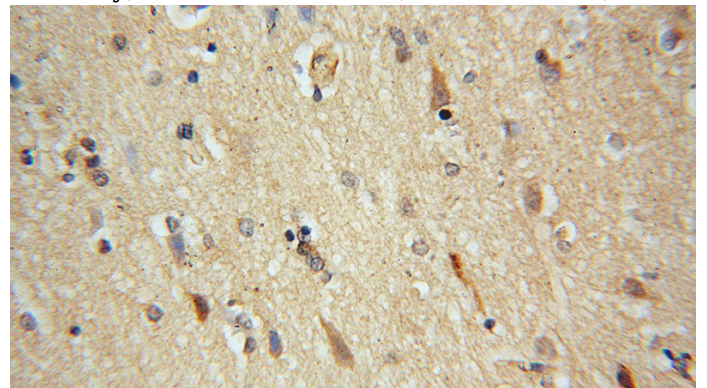
IHC: 1:20-1:200

Validations



HeLa cells were subjected to SDS PAGE followed by western blot with Catalog No:115717(STK32A antibody) at dilution of 1:800 

Immunohistochemical of paraffin-embedded human brain using Catalog No:115717(STK32A antibody) at dilution of 1:50 (under 10x lens)



Immunohistochemical of paraffin-embedded human brain using Catalog No:115717(STK32A antibody) at dilution of 1:50 (under 40x lens)