

# Cingulin antibody



Catalog Number: 109317

## Product name

Cingulin antibody

Recommended Dilution:

WB: 1:500-1:5000

## Immunogen

IP: 1:200-1:2000

[Human CGN Recombinant protein \(GST tag\)](#)

IF: 1:10-1:100


## Specificity

Human, Mouse, Rat; other species not tested.

## Validations

## Antibody description

Cingulin Rabbit Polyclonal antibody. Positive IF detected in A431 cells. Positive WB detected in mouse kidney tissue, mouse small intestine tissue. Positive IP detected in mouse kidney tissue. Observed molecular weight by Western-blot: 136-150 kDa



## Preparation

This antibody was obtained by immunization of Cingulin recombinant protein (Accession Number: BC146657). Purification method: Antigen affinity purified.

mouse kidney tissue were subjected to SDS PAGE followed by western blot with Catalog No:109317(CGN antibody) at dilution of 1:500

## Formulation

PBS with 0.02% sodium azide and 50% glycerol pH 7.3.

## Storage

Store at -20°C. DO NOT ALIQUOT

## Clonality

Polyclonal

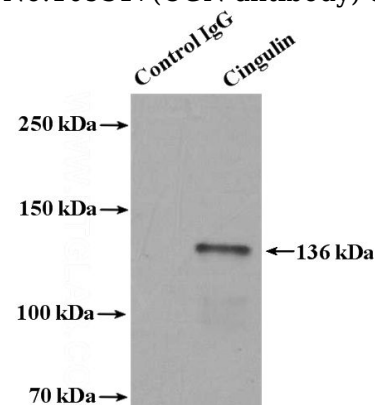
## Ig Type

Rabbit IgG

## Applications

ELISA, WB, IF, IP

## Dilutions

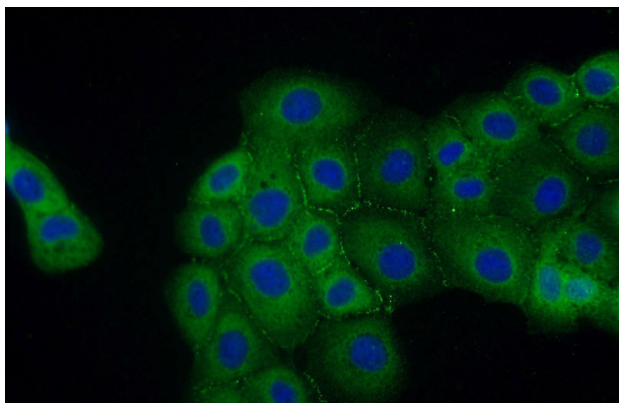


IP Result of anti-CGN (IP:Catalog No:109317, 4ug; Detection:Catalog No:109317 1:800) with mouse kidney tissue lysate 4800ug.

# Cingulin antibody

Catalog Number: 109317

---



Immunofluorescent analysis of A431 cells using Catalog No:109317(CGN Antibody) at dilution of 1:25 and Alexa Fluor 488-conjugated AffiniPure Goat Anti-Rabbit IgG(H+L)