

Anti-SMN/Gemin 1 (3D11) Mouse antibody



Catalog Number: 168317

Product name

Anti-SMN/Gemin 1 (3D11) Mouse antibody

Specificity

Human, Monkey

Antibody description

SMN/Gemin 1 (3D11) Mouse monoclonal antibody

Preparation

Antigen: Purified recombinant fragment of human SMN1 expressed in E. Coli.

Formulation

Ascitic fluid containing 0.03% sodium azide.

Storage

Store at 4°C short term. Store at -20°C long term. Avoid freeze / thaw cycle.

Clonality

Monoclonal

Ig Type

Mouse IgG1

Applications

WB, IHC-P, ICC/IF, IP

Dilutions

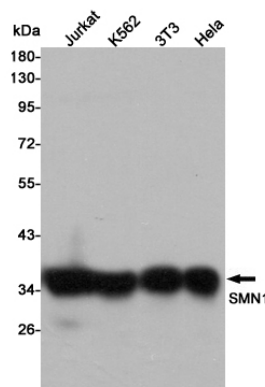
WB: 1/500 - 1/2000

IHC: 1/200 - 1/1000

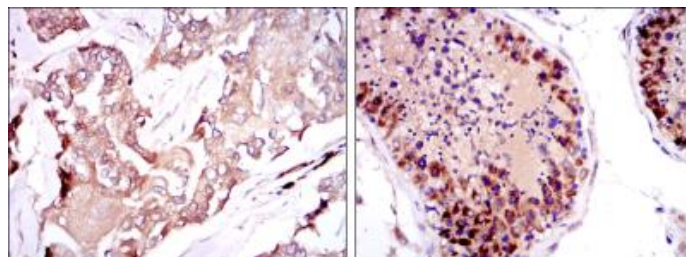
ICC: 1/200 - 1/1000

ELISA: 1/10000

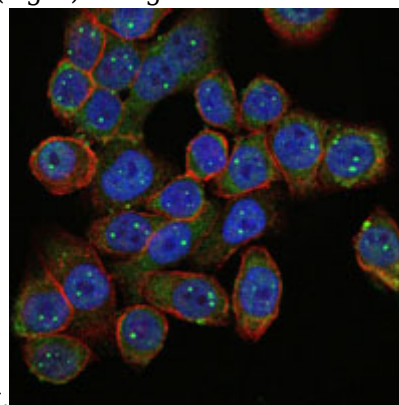
Validations



Western blot detection of SMN1 in Jurkat, K562, 3T3 and HeLa cell lysates using SMN1 mouse mAb (1:3000 diluted). Predicted band size: 39KDa. Observed band size: 35KDa.



Immunohistochemical analysis of paraffin-embedded breast cancer tissues (left) and testis tissues (right) using SMN1 mouse mAb with DAB



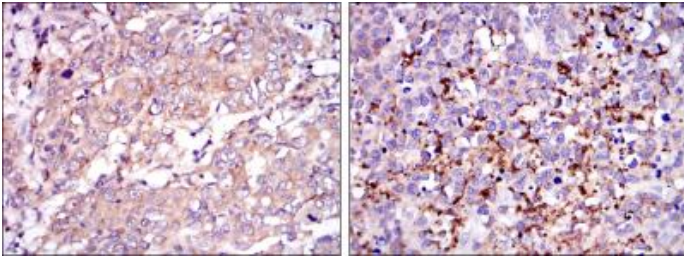
staining.

Immunofluorescence analysis of HepG2 cells using SMN1 mouse mAb (green). Blue: DRAQ5 fluorescent DNA dye. Red: Actin filaments have been labeled with Alexa Fluor-555 phalloidin.

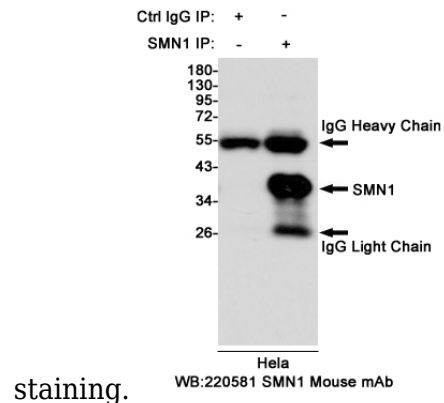
Anti-SMN/Gemin 1 (3D11) Mouse antibody



Catalog Number: 168317



Immunohistochemical analysis of paraffin-embedded stomach cancer tissues (left) and brain tumor (right) using SMN1 mouse mAb with DAB staining.



Immunoprecipitation analysis of HeLa cell lysates using SMN1 mouse mAb.