

PTPN18 antibody

Catalog Number: 114317

Product name

PTPN18 antibody

Specificity

Human, Mouse, Rat; other species not tested.

Antibody description

PTPN18 Rabbit Polyclonal antibody. Positive IHC detected in human brain tissue. Positive WB detected in Jurkat cells, human brain tissue. Observed molecular weight by Western-blot: 50kd

Preparation

This antibody was obtained by immunization of PTPN18 recombinant protein (Accession Number: NM_001142370). Purification method: Antigen affinity purified.

Formulation

PBS with 0.02% sodium azide and 50% glycerol pH 7.3.

Storage

Store at -20°C. DO NOT ALIQUOT

Clonality

Polyclonal

Ig Type

Rabbit IgG

Applications

ELISA, WB, IHC


Dilutions

Recommended Dilution:

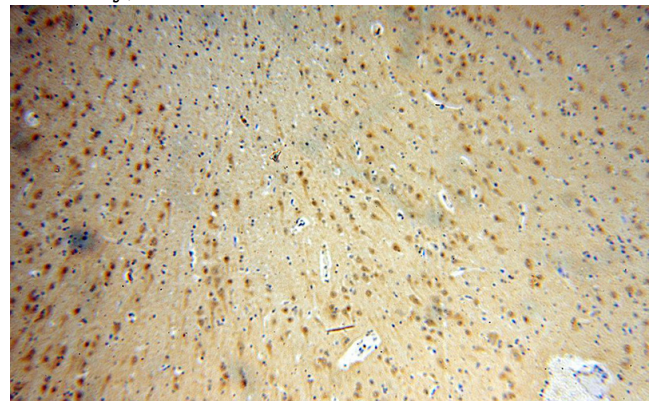
WB: 1:500-1:5000

IHC: 1:20-1:200

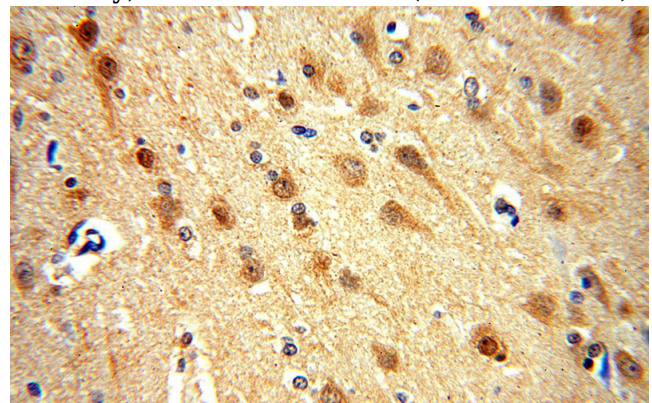
Validations



Jurkat cells were subjected to SDS PAGE followed by western blot with Catalog No:114317(PTPN18 antibody) at dilution of 1:500



Immunohistochemical of paraffin-embedded human brain using Catalog No:114317(PTPN18 antibody) at dilution of 1:100 (under 10x lens)



Immunohistochemical of paraffin-embedded human brain using Catalog No:114317(PTPN18 antibody) at dilution of 1:100 (under 40x lens)