

EEF2K antibody

Catalog Number: 110317

Product name

EEF2K antibody

IP: 1:200-1:2000

IF: 1:20-1:200

Specificity

Human, Mouse, Rat; other species not tested.

Antibody description

EEF2K Rabbit Polyclonal antibody. Positive IP detected in PC-3 cells. Positive WB detected in PC-3 cells. Positive IF detected in PC-3 cells. Observed molecular weight by Western-blot: 100 kDa

Preparation

This antibody was obtained by immunization of EEF2K recombinant protein (Accession Number: XM_005276497). Purification method: Antigen affinity purified.

Formulation

PBS with 0.02% sodium azide and 50% glycerol pH 7.3.

Storage

Store at -20°C. DO NOT ALIQUOT

Clonality

Polyclonal

Ig Type

Rabbit IgG

Applications

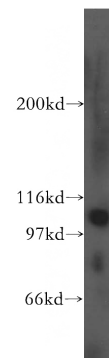
ELISA, WB, IP, IF

Dilutions

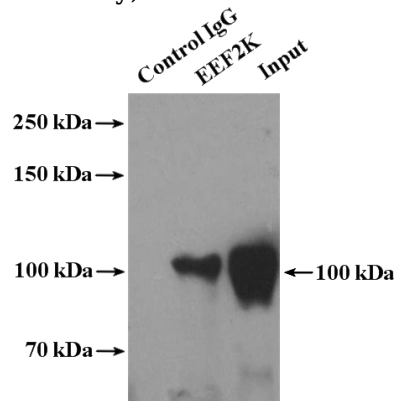
Recommended Dilution:

WB: 1:500-1:5000

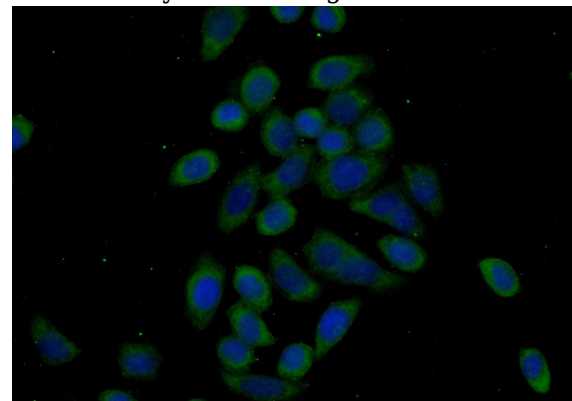
Validations



PC-3 cells were subjected to SDS PAGE followed by western blot with Catalog No:110317(EEF2K antibody) at dilution of 1:400



IP Result of anti-EEF2K (IP:Catalog No:110317, 4ug; Detection:Catalog No:110317 1:500) with PC-3 cells lysate 3200ug.



Immunofluorescent analysis of (-20oc Ethanol) fixed PC-3 cells using Catalog No:110317(EEF2K

EEF2K antibody



Catalog Number: 110317

Antibody) at dilution of 1:50 and Alexa Fluor 488- conjugated AffiniPure Goat Anti-Rabbit IgG(H+L)