

C18orf8 antibody



Catalog Number: 108617

Product name

C18orf8 antibody

Specificity

Human, Mouse, Rat; other species not tested.

Antibody description

C18orf8 Rabbit Polyclonal antibody. Positive WB detected in human brain tissue. Positive IHC detected in human colon cancer tissue, human colon tissue. Observed molecular weight by Western-blot: 75-80kd, 66kd

Preparation

This antibody was obtained by immunization of C18orf8 recombinant protein (Accession Number: NM_013326). Purification method: Antigen affinity purified.

Formulation

PBS with 0.02% sodium azide and 50% glycerol pH 7.3.

Storage

Store at -20°C. DO NOT ALIQUOT

Clonality

Polyclonal

Ig Type

Rabbit IgG

Applications

ELISA, WB, IHC


Dilutions

Recommended Dilution:

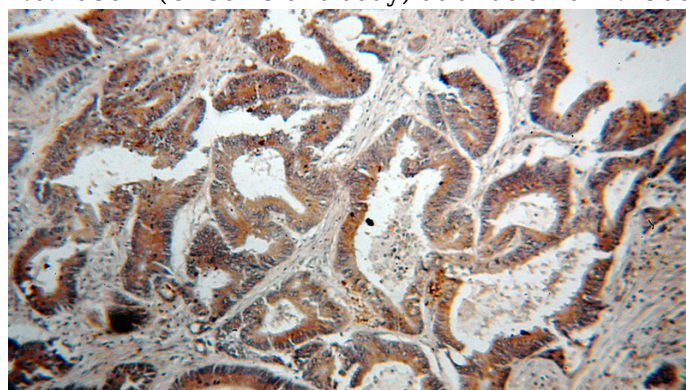
WB: 1:500-1:5000

IHC: 1:20-1:200

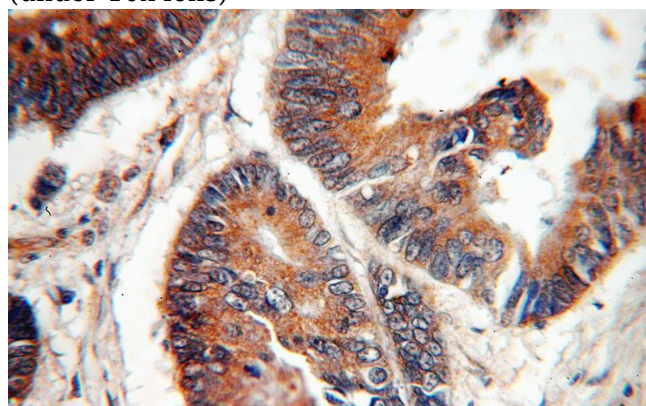
Validations



human brain tissue were subjected to SDS PAGE followed by western blot with Catalog No:108617(C18orf8 antibody) at dilution of 1:1500



Immunohistochemical of paraffin-embedded human colon cancer using Catalog No:108617(C18orf8 antibody) at dilution of 1:100 (under 10x lens)



Immunohistochemical of paraffin-embedded human colon cancer using Catalog No:108617(C18orf8 antibody) at dilution of 1:100

C18orf8 antibody



Catalog Number: 108617

(under 40x lens)