

FANCD2 antibody

Catalog Number: 110517

Product name

FANCD2 antibody

Specificity

Human, Mouse; other species not tested.

Antibody description

FANCD2 Rabbit Polyclonal antibody. Positive IHC detected in human testis tissue. Positive WB detected in HL-60 cells. Positive IP detected in mouse testis tissue. Observed molecular weight by Western-blot: 150-155kd

Preparation

This antibody was obtained by immunization of Peptide (Accession Number: NM_033084). Purification method: Antigen affinity purified.

Formulation

PBS with 0.02% sodium azide and 50% glycerol pH 7.3.

Storage

Store at -20°C. DO NOT ALIQUOT

Clonality

Polyclonal

Ig Type

Rabbit IgG

Applications

ELISA, WB, IHC, IP

Dilutions


Recommended Dilution:

WB: 1:200-1:1000

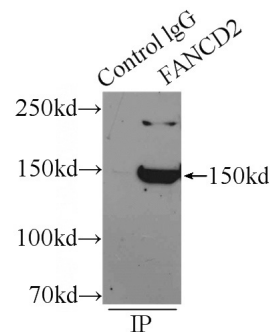
IP: 1:200-1:1000

IHC: 1:20-1:200

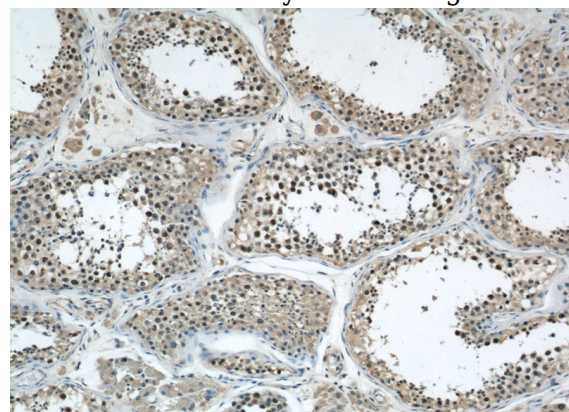
Validations



HL-60 cells were subjected to SDS PAGE followed by western blot with Catalog No:110517(FANCD2 antibody) at dilution of 1:300



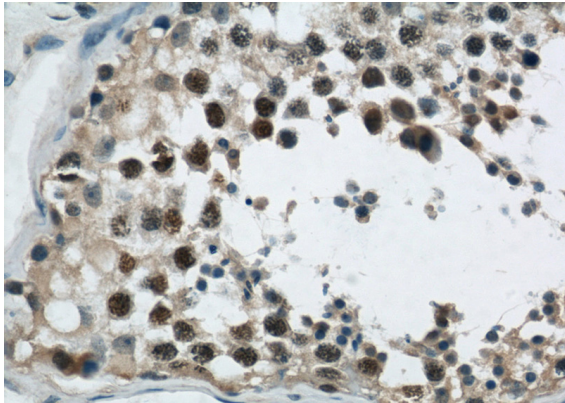
IP Result of anti-FANCD2 (IP:Catalog No:110517, 4ug; Detection:Catalog No:110517 1:300) with mouse testis tissue lysate 6000ug.



Immunohistochemical of paraffin-embedded human testis using Catalog No:110517(FANCD2 antibody) at dilution of 1:50 (under 10x lens)

FANCD2 antibody

Catalog Number: 110517



Immunohistochemical of paraffin-embedded human testis using Catalog No:110517(FANCD2 antibody) at dilution of 1:50 (under 40x lens)