

WDR81 antibody



Catalog Number: 116817

Product name

WDR81 antibody

IHC: 1:20-1:200

IF: 1:10-1:100

Specificity

Human, Mouse; other species not tested.

Antibody description

WDR81 Rabbit Polyclonal antibody. Positive IF detected in HepG2 cells. Positive IHC detected in human cerebellum tissue, human brain tissue. Positive WB detected in mouse brain tissue. Observed molecular weight by Western-blot: 65 kDa

Preparation

This antibody was obtained by immunization of WDR81 recombinant protein (Accession Number: BC114568). Purification method: Antigen affinity purified.

Formulation

PBS with 0.1% sodium azide and 50% glycerol pH 7.3.

Storage

Store at -20°C. DO NOT ALIQUOT

Clonality

Polyclonal

Ig Type

Rabbit IgG

Applications


ELISA, IHC, WB, IF

Dilutions

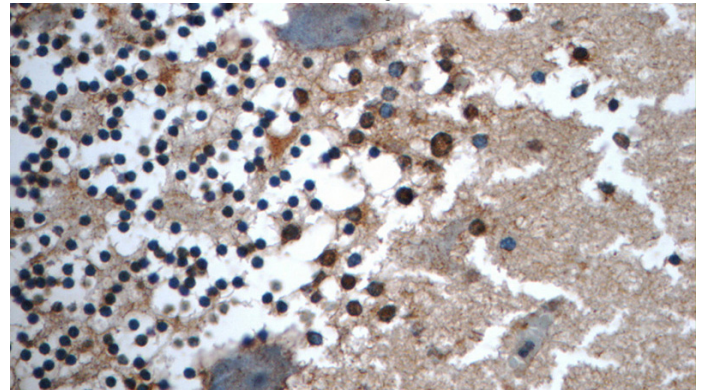
Recommended Dilution:

WB: 1:200-1:1000

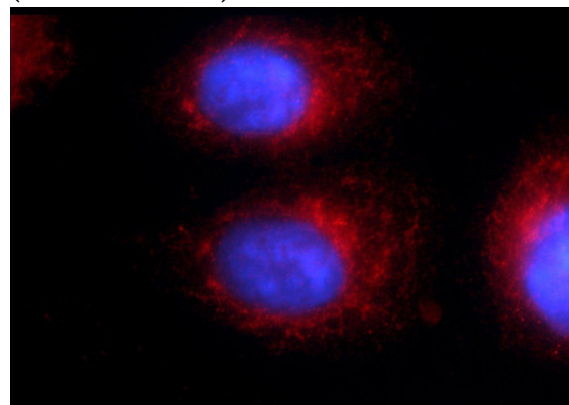
Validations



mouse brain tissue were subjected to SDS PAGE followed by western blot with Catalog No:116817(WDR81 Antibody) at dilution of 1:300



Immunohistochemistry of paraffin-embedded human cerebellum tissue slide using Catalog No:116817(WDR81 Antibody) at dilution of 1:50 (under 40x lens)



Immunofluorescent analysis of HepG2 cells using

WDR81 antibody



Catalog Number: 116817

Catalog No:116817(WDR81 Antibody) at dilution of 1:25 and Rhodamine-Goat anti-Rabbit IgG