

TRPV4 antibody

Catalog Number: 116417

Product name

TRPV4 antibody

Specificity

Human, Mouse, Rat; other species not tested.

Antibody description

TRPV4 Rabbit Polyclonal antibody. Positive IHC detected in human kidney tissue, human testis tissue. Positive WB detected in SH-SY5Y cells, Y79 cells. Observed molecular weight by Western-blot: 85-98 kDa

Preparation

This antibody was obtained by immunization of Peptide (Accession Number: NM_021625). Purification method: Antigen affinity purified.

Formulation

PBS with 0.02% sodium azide and 50% glycerol pH 7.3.

Storage

Store at -20°C. DO NOT ALIQUOT

Clonality

Polyclonal

Ig Type

Rabbit IgG

Applications

ELISA, WB, IHC


Dilutions

Recommended Dilution:

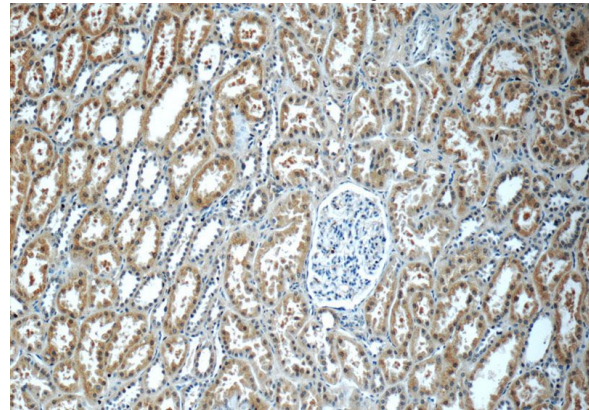
WB: 1:200-1:2000

IHC: 1:20-1:200

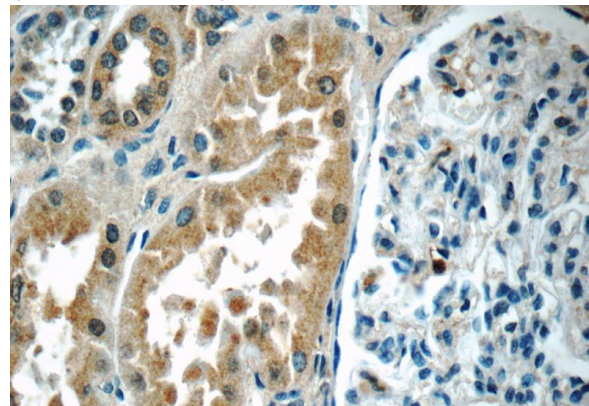
Validations



SH-SY5Y cells were subjected to SDS PAGE followed by western blot with Catalog No:116417(TRPV4 antibody) at dilution of 1:800



Immunohistochemistry of paraffin-embedded human kidney tissue slide using Catalog No:116417(TRPV4 Antibody) at dilution of 1:50 (under 10x lens)



Immunohistochemistry of paraffin-embedded human kidney tissue slide using Catalog No:116417(TRPV4 Antibody) at dilution of 1:50 (under 40x lens)