

# CD276 antibody

Catalog Number: 109017

## Product name

CD276 antibody

## Specificity

Human, Mouse, Rat; other species not tested.

## Antibody description

CD276 Rabbit Polyclonal antibody. Positive FC detected in RAW 264.7 cells. Positive IHC detected in human medulloblastoma tissue, human testis tissue. Positive WB detected in PC-3 cells, HEK-293 cells. Observed molecular weight by Western-blot: 100kd

## Preparation

This antibody was obtained by immunization of CD276 recombinant protein (Accession Number: BC062581). Purification method: Antigen affinity purified.

## Formulation

PBS with 0.02% sodium azide and 50% glycerol pH 7.3.

## Storage

Store at -20°C. DO NOT ALIQUOT

## Clonality

Polyclonal

## Ig Type

Rabbit IgG

## Applications

ELISA, WB, IHC, FC


## Dilutions

Recommended Dilution:

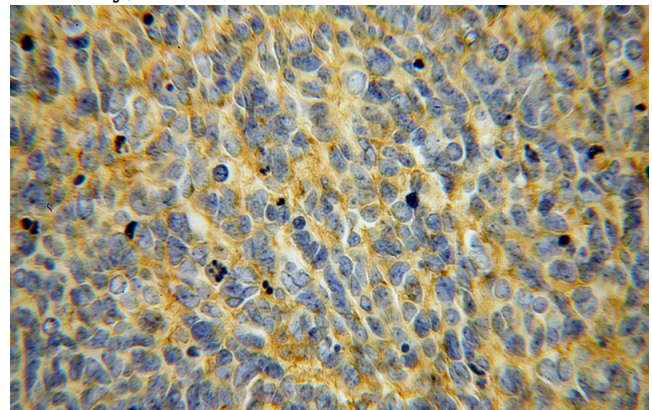
WB: 1:500-1:5000

IHC: 1:20-1:200

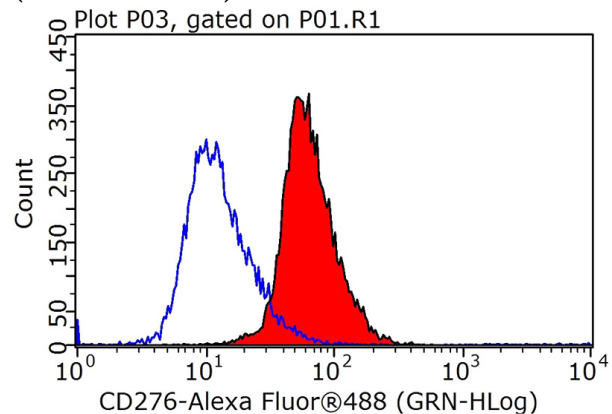
## Validations



PC-3 cells were subjected to SDS PAGE followed by western blot with Catalog No:109017(CD276 antibody) at dilution of 1:500



Immunohistochemical of paraffin-embedded human medulloblastoma using Catalog No:109017(CD276 antibody) at dilution of 1:100 (under 40x lens)



1X10<sup>6</sup> RAW 264.7 cells were stained with 0.2ug CD276 antibody (Catalog No:109017, red) and

# CD276 antibody



Catalog Number: 109017

---

control antibody (blue). Fixed with 90% MeOH  
blocked with 3% BSA (30 min). Alexa Fluor 488-

conjugated AffiniPure Goat Anti-Rabbit IgG(H+L)  
with dilution 1:1000.