

AMZ1 antibody

Catalog Number: 108017

Product name

AMZ1 antibody

IHC: 1:20-1:200

IF: 1:10-1:100

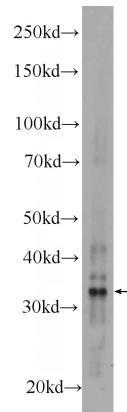
Specificity

Human, Mouse, Rat; other species not tested.

Validations

Antibody description

AMZ1 Rabbit Polyclonal antibody. Positive WB detected in mouse liver tissue, mouse brain tissue, rat brain tissue. Positive IHC detected in human heart tissue. Positive IF detected in HepG2 cells. Observed molecular weight by Western-blot: 33 kDa; 28 kDa



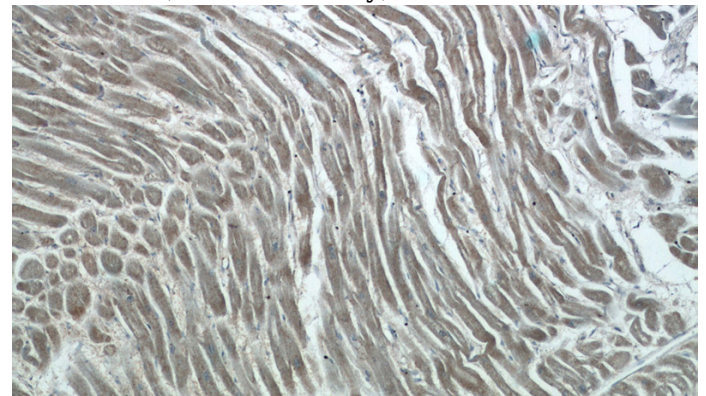
Preparation

This antibody was obtained by immunization of AMZ1 recombinant protein (Accession Number: XM_011515150). Purification method: Antigen affinity purified.

mouse liver tissue were subjected to SDS PAGE followed by western blot with Catalog No:108017(AMZ1 Antibody) at dilution of 1:1000

Formulation

PBS with 0.1% sodium azide and 50% glycerol pH 7.3.



Storage

Store at -20°C. DO NOT ALIQUOT

Clonality

Polyclonal

Ig Type

Rabbit IgG

Applications

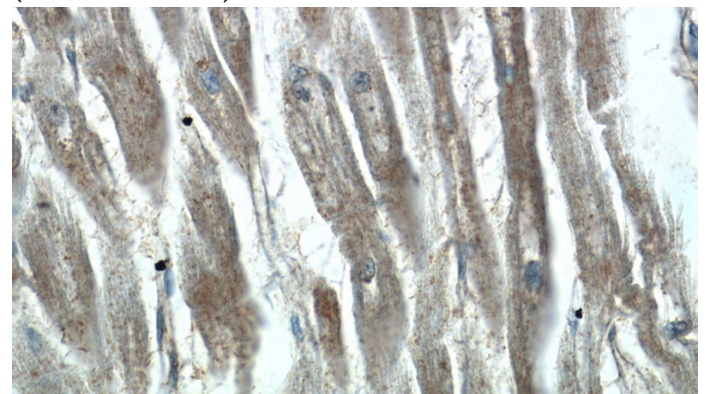
ELISA, WB, IF, IHC

Dilutions

Recommended Dilution:

WB: 1:500-1:5000

Immunohistochemistry of paraffin-embedded human heart tissue slide using Catalog No:108017(AMZ1 Antibody) at dilution of 1:50 (under 10x lens)

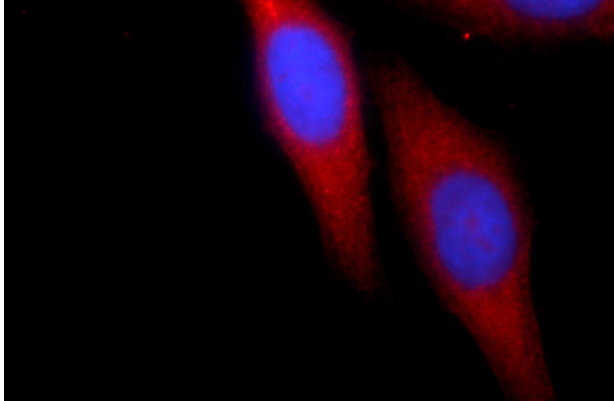


Immunohistochemistry of paraffin-embedded

AMZ1 antibody

Catalog Number: 108017

human heart tissue slide using Catalog No:108017(AMZ1 Antibody) at dilution of 1:50 (under 40x lens)



Immunofluorescent analysis of HepG2 cells using Catalog No:108017(AMZ1 Antibody) at dilution of 1:25 and Rhodamine-Goat anti-Rabbit IgG