

Product name

TGDS antibody

Specificity

human, mouse, rat; other species not tested.

Antibody description

TGDS Rabbit Polyclonal antibody. Positive IHC detected in human bladder. Positive WB detected in human kidney tissue, mouse kidney tissue. Observed molecular weight by Western-blot: 45-48kd

Preparation

This antibody was obtained by immunization of TGDS recombinant protein (Accession Number: NM_014305). Purification method: Antigen affinity purified.

Formulation

PBS with 0.02% sodium azide and 50% glycerol pH 7.3.

Storage

Store at -20°C. DO NOT ALIQUOT

Clonality

Polyclonal

Ig Type

Rabbit IgG

Applications

ELISA, WB, IHC


Dilutions

Recommended Dilution:

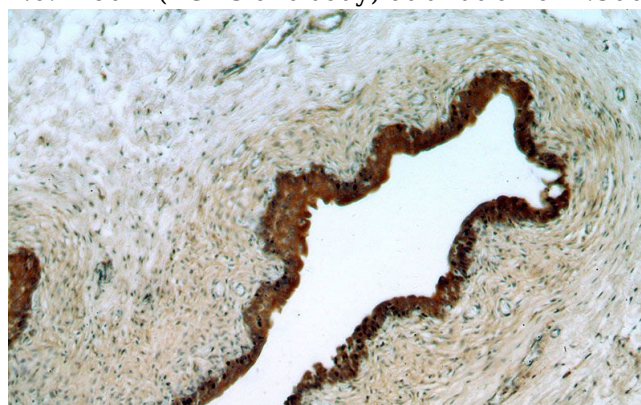
WB: 1:200-1:2000

IHC: 1:20-1:200

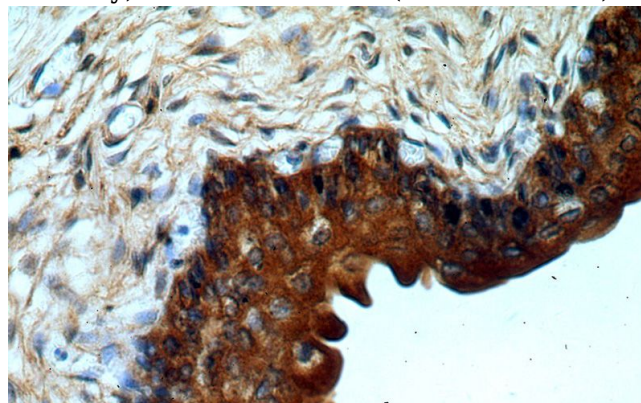
Validations



human kidney tissue were subjected to SDS PAGE followed by western blot with Catalog No:116017(TGDS antibody) at dilution of 1:300



Immunohistochemical of paraffin-embedded human bladder using Catalog No:116017(TGDS antibody) at dilution of 1:50 (under 10x lens)



Immunohistochemical of paraffin-embedded human bladder using Catalog No:116017(TGDS antibody) at dilution of 1:50 (under 40x lens)