

SCP3 antibody

Catalog Number: 115017

Product name

SCP3 antibody

Immunogen

[Human SYCP3 Recombinant protein \(GST tag\)](#)

Specificity

Human, Mouse, Rat; other species not tested.

Antibody description

SCP3 Rabbit Polyclonal antibody. Positive IF detected in HepG2 cells. Positive IP detected in mouse testis tissue. Positive WB detected in mouse testis tissue, HepG2 cells, rat testis tissue. Observed molecular weight by Western-blot: 30 kDa

Preparation

This antibody was obtained by immunization of SCP3 recombinant protein (Accession Number: NM_001177948). Purification method: Antigen affinity purified.

Formulation

PBS with 0.02% sodium azide and 50% glycerol pH 7.3.

Storage

Store at -20°C. DO NOT ALIQUOT

Clonality

Polyclonal

Ig Type

Rabbit IgG

Applications

ELISA, WB, IP, IF

Dilutions


Recommended Dilution:

WB: 1:500-1:5000

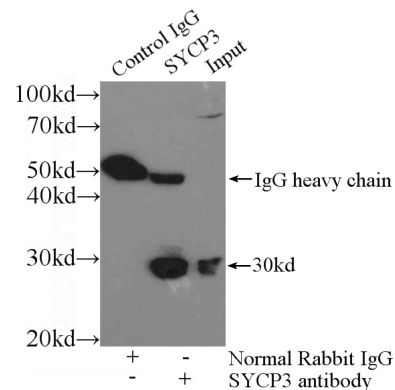
IP: 1:500-1:5000

IF: 1:50-1:500

Validations



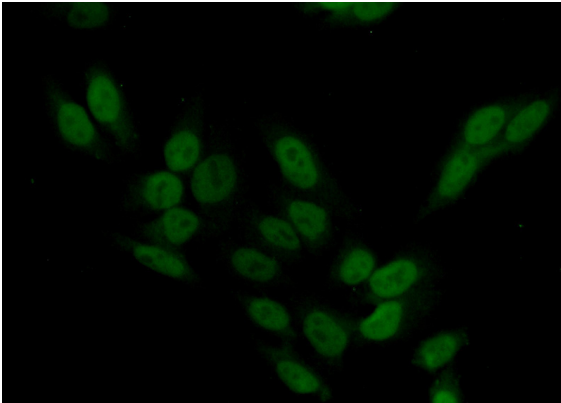
mouse testis tissue were subjected to SDS PAGE followed by western blot with Catalog No:115017(SYCP3 antibody) at dilution of 1:1000



IP Result of anti-SYCP3 (IP:Catalog No:115017, 3ug; Detection:Catalog No:115017 1:1000) with mouse testis tissue lysate 4000ug.

SCP3 antibody

Catalog Number: 115017



Immunofluorescent analysis of (10% Formaldehyde) fixed HepG2 cells using Catalog No:115017(SYCP3 Antibody) at dilution of 1:50 and Alexa Fluor 488-conjugated AffiniPure Goat Anti-Rabbit IgG(H+L)