

# GKAP1 antibody

Catalog Number: 111017

## Product name

GKAP1 antibody

## Specificity

Human, Mouse, Rat; other species not tested.

## Antibody description

GKAP1 Rabbit Polyclonal antibody. Positive IHC detected in human cervical cancer tissue, human testis tissue. Positive WB detected in HEK-293 cells, MDA-MB-453s cells, mouse testis tissue. Observed molecular weight by Western-blot: 45-50 kDa

## Preparation

This antibody was obtained by immunization of GKAP1 recombinant protein (Accession Number: XM\_011519058). Purification method: Antigen affinity purified.

## Formulation

PBS with 0.1% sodium azide and 50% glycerol pH 7.3.

## Storage

Store at -20°C. DO NOT ALIQUOT

## Clonality

Polyclonal

## Ig Type

Rabbit IgG

## Applications

ELISA, IHC, WB


## Dilutions

Recommended Dilution:

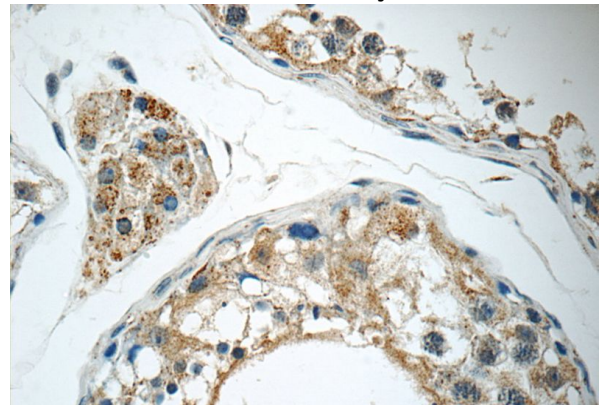
WB: 1:200-1:2000

IHC: 1:20-1:200

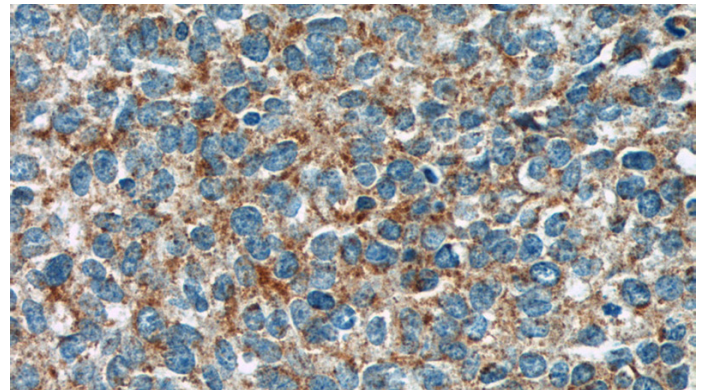
## Validations



HEK-293 cells were subjected to SDS PAGE followed by western blot with Catalog No:111017(GKAP1 Antibody) at dilution of 1:600



Immunohistochemistry of paraffin-embedded human testis tissue slide using Catalog No:111017(GKAP1 Antibody) at dilution of 1:50 (under 40x lens)



Immunohistochemistry of paraffin-embedded human cervical cancer tissue slide using Catalog No:111017(GKAP1 Antibody) at dilution of 1:50

# GKAP1 antibody



Catalog Number: 111017

---

(under 40x lens)