

HTF9C antibody

Catalog Number: 111707

Product name

HTF9C antibody

Specificity

Human, Mouse, Rat; other species not tested.

Antibody description

HTF9C Rabbit Polyclonal antibody. Positive WB detected in mouse liver tissue, HepG2 cells. Positive IHC detected in human kidney tissue, human breast cancer tissue. Observed molecular weight by Western-blot: 42-44kd

Preparation

This antibody was obtained by immunization of HTF9C recombinant protein (Accession Number: NM_182984). Purification method: Antigen affinity purified.

Formulation

PBS with 0.02% sodium azide and 50% glycerol pH 7.3.

Storage

Store at -20°C. DO NOT ALIQUOT

Clonality

Polyclonal

Ig Type

Rabbit IgG

Applications

ELISA, WB, IHC

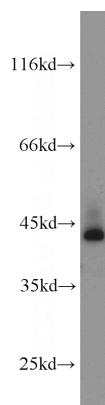
Dilutions

Recommended Dilution:

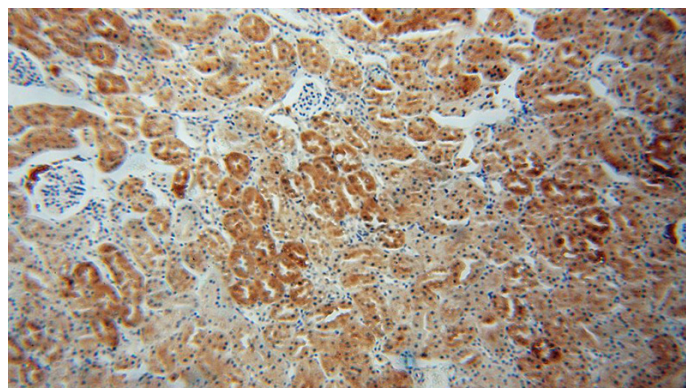
WB: 1:200-1:2000

IHC: 1:20-1:200

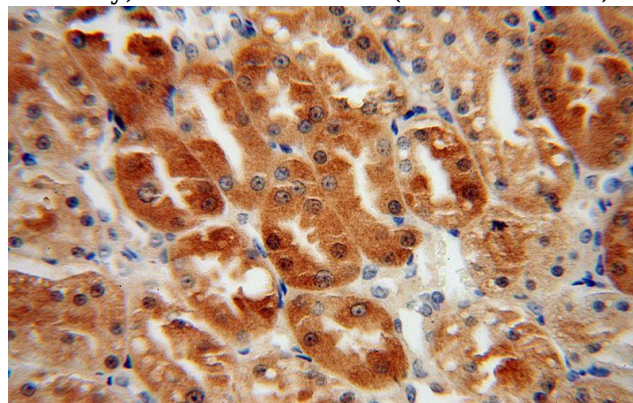
Validations



mouse liver tissue were subjected to SDS PAGE followed by western blot with Catalog No:111707(TRMT2A antibody) at dilution of 1:1000



Immunohistochemical of paraffin-embedded human kidney using Catalog No:111707(TRMT2A antibody) at dilution of 1:50 (under 10x lens)



Immunohistochemical of paraffin-embedded human kidney using Catalog No:111707(TRMT2A antibody) at dilution of 1:50 (under 40x lens)