

CIAO1 antibody

Catalog Number: 109307

Product name

CIAO1 antibody

IHC: 1:20-1:200

IF: 1:10-1:100


Specificity

Human; other species not tested.

Validations

Antibody description

CIAO1 Rabbit Polyclonal antibody. Positive IHC detected in human small intestine tissue, human testis tissue. Positive IF detected in HepG2 cells. Positive WB detected in HepG2 cells, MCF-7 cells, PC-3 cells. Observed molecular weight by Western-blot: 48-55 kDa



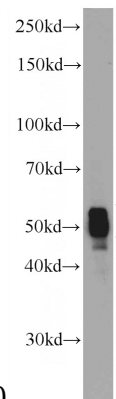
Preparation

This antibody was obtained by immunization of CIAO1 recombinant protein (Accession Number: NM_004804). Purification method: Antigen affinity purified.

HepG2 cells were subjected to SDS PAGE followed by western blot with Catalog No:109307(CIAO1

Formulation

PBS with 0.1% sodium azide and 50% glycerol pH 7.3.



Antibody) at dilution of 1:4000

Storage

Store at -20°C. DO NOT ALIQUOT

Clonality

Polyclonal

Ig Type

Rabbit IgG

Applications

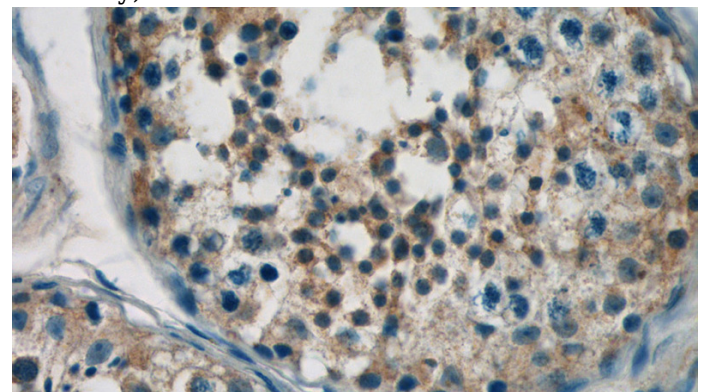
ELISA, IHC, IF, WB

Dilutions

Recommended Dilution:

WB: 1:1000-1:10000

PC-3 cells were subjected to SDS PAGE followed by western blot with Catalog No:109307(CIAO1 Antibody) at dilution of 1:600

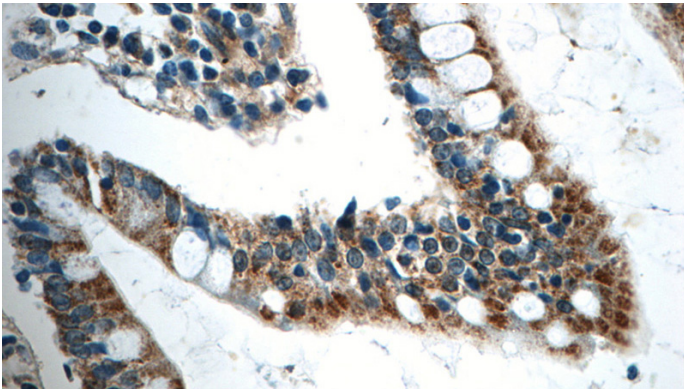


Immunohistochemistry of paraffin-embedded human testis tissue slide using Catalog No:109307(CIAO1 Antibody) at dilution of 1:50

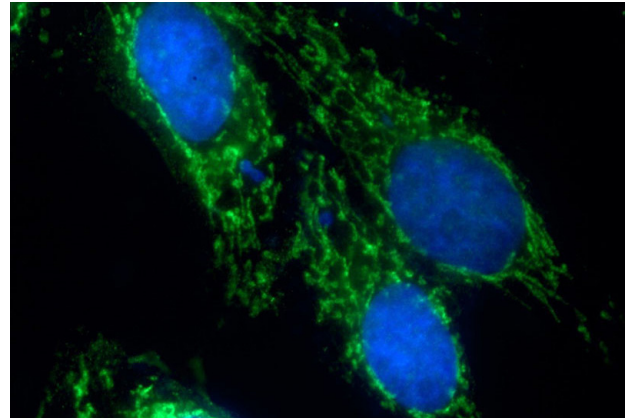
CIAO1 antibody

Catalog Number: 109307

(under 40x lens)



Immunohistochemistry of paraffin-embedded human small intestine tissue slide using Catalog No:109307(CIAO1 Antibody) at dilution of 1:50 (under 40x lens)



Immunofluorescent analysis of HepG2 cells using Catalog No:109307(CIAO1 Antibody) at dilution of 1:25 and Alexa Fluor 488-conjugated AffiniPure Goat Anti-Rabbit IgG(H+L)