

TPM4 antibody



Catalog Number: 116207

Product name

TPM4 antibody

IP: 1:200-1:1000

IHC: 1:20-1:200


Specificity

Human, Mouse, Rat; other species not tested.

Validations

Antibody description

TPM4 Rabbit Polyclonal antibody. Positive WB detected in mouse heart tissue. Positive IP detected in mouse heart tissue. Positive IHC detected in human endometrial cancer tissue. Observed molecular weight by Western-blot: 29 kDa



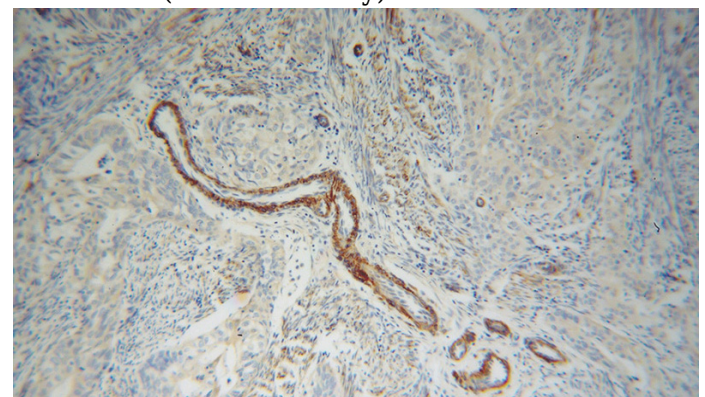
Preparation

This antibody was obtained by immunization of TPM4 recombinant protein (Accession Number: NM_003290). Purification method: Antigen affinity purified.

mouse heart tissue were subjected to SDS PAGE followed by western blot with Catalog No:116207(TPM4 antibody) at dilution of 1:100

Formulation

PBS with 0.02% sodium azide and 50% glycerol pH 7.3.



Storage

Store at -20°C. DO NOT ALIQUOT

Clonality

Polyclonal

Immunohistochemical of paraffin-embedded human endometrial cancer using Catalog No:116207(TPM4 antibody) at dilution of 1:100 (under 10x lens)

Ig Type

Rabbit IgG

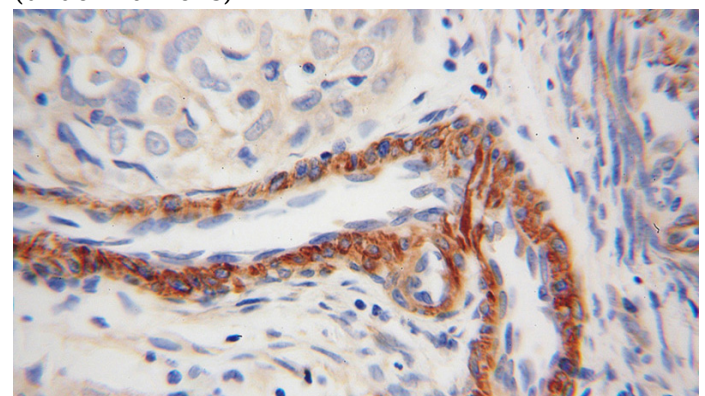
Applications

ELISA, WB, IHC, IP

Dilutions

Recommended Dilution:

WB: 1:500-1:5000



Immunohistochemical of paraffin-embedded

TPM4 antibody

Catalog Number: 116207

human endometrial cancer using Catalog No:116207(TPM4 antibody) at dilution of 1:100 (under 40x lens)

IP Result of anti-TPM4 (IP:Catalog No:116207, 4ug; Detection:Catalog No:116207 1:300) with mouse heart tissue lysate 4000ug.

