

PRMT5 antibody



Catalog Number: 114207

Product name

PRMT5 antibody

Recommended Dilution:

WB: 1:500-1:5000

Specificity


Human, Mouse, Rat; other species not tested.

IHC: 1:20-1:200

Antibody description

PRMT5 Rabbit Polyclonal antibody. Positive IHC detected in human testis tissue, human brain tissue, human heart tissue, human kidney tissue, human lung cancer tissue, human lung tissue, human ovary tissue, human ovary tumor tissue, human placenta tissue, human spleen tissue. Positive WB detected in HepG2 cells, Jurkat cells, Raji cells. Observed molecular weight by Western-blot: 72 kDa

Validations



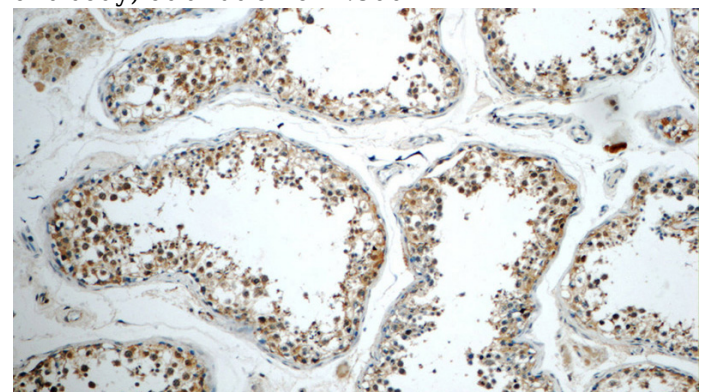
Preparation

This antibody was obtained by immunization of PRMT5 recombinant protein (Accession Number: NM_006109). Purification method: Antigen affinity purified.

HepG2 cells were subjected to SDS PAGE followed by western blot with Catalog No:114207(PRMT5 antibody) at dilution of 1:800

Formulation

PBS with 0.02% sodium azide and 50% glycerol pH 7.3.



Storage

Store at -20°C. DO NOT ALIQUOT

Clonality

Polyclonal

Ig Type

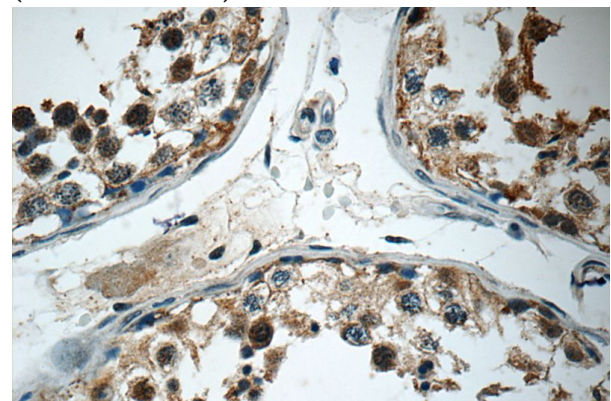
Rabbit IgG

Applications

ELISA, WB, IHC

Dilutions

Immunohistochemistry of paraffin-embedded human testis tissue slide using Catalog No:114207(PRMT5 Antibody) at dilution of 1:50 (under 10x lens)



PRMT5 antibody



Catalog Number: 114207

Immunohistochemistry of paraffin-embedded human testis tissue slide using Catalog

No:114207(PRMT5 Antibody) at dilution of 1:50 (under 40x lens)