

AQP3 Polyclonal Antibody

Catalog Number: 163907

Product name

AQP3 Polyclonal Antibody

Specificity

Human, Mouse, Rat

Antibody description

Polyclonal antibody to AQP3

Preparation

Antigen: Recombinant fusion protein containing a sequence corresponding to amino acids 178-292 of human AQP3 (NP_004916.1).

Formulation

PBS with 0.02% sodium azide, 50% glycerol, pH7.3.

Storage

Store at -20°C. Avoid freeze / thaw cycles.

Clonality

Polyclonal

Ig Type

Rabbit IgG

Applications

WB, IHC, IF

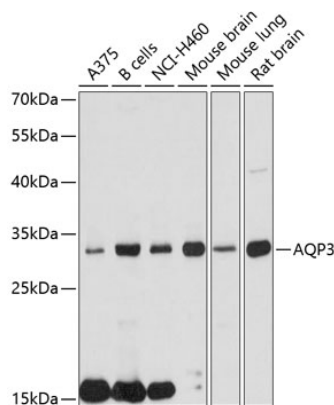
Dilutions

WB 1:500 - 1:2000

IHC 1:50 - 1:200

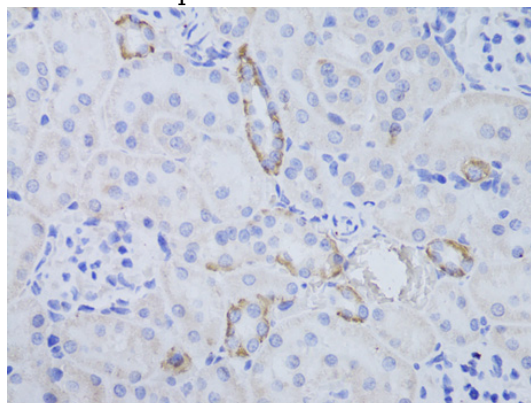
IF 1:50 - 1:200

Validations



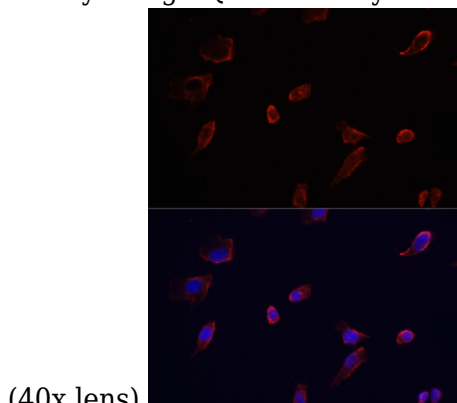
Western blot - AQP3 Polyclonal Antibody

Western blot analysis of extracts of various cell lines, using AQP3 antibody at 1:3000 dilution. Secondary antibody: HRP Goat Anti-Rabbit IgG (H+L) at 1:10000 dilution. Lysates/proteins: 25ug per lane. Blocking buffer: 3% nonfat dry milk in TBST. Detection: ECL Basic Kit. Exposure time: 10s.



Immunohistochemistry - AQP3 Polyclonal Antibody

Immunohistochemistry of paraffin-embedded rat kidney using AQP3 antibody at dilution of 1:50



(40x lens).

AQP3 Polyclonal Antibody



Catalog Number: 163907

Immunofluorescence - AQP3 Polyclonal Antibody
Immunofluorescence analysis of HeLa cells using

AQP3 antibody at dilution of 1:100. Blue: DAPI for nuclear staining.