

ATXN10 antibody



Catalog Number: 108507

Product name

ATXN10 antibody

WB: 1:500-1:5000

IHC: 1:20-1:200

Specificity


Human, Mouse, Rat; other species not tested.

IF: 1:10-1:100

Antibody description

ATXN10 Rabbit Polyclonal antibody. Positive WB detected in human brain tissue, HEK-293 cells, HeLa cells, human cerebellum tissue, human kidney tissue. Positive IHC detected in human ovary tumor tissue. Positive IF detected in HeLa cells. Observed molecular weight by Western-blot: 50kd

Validations



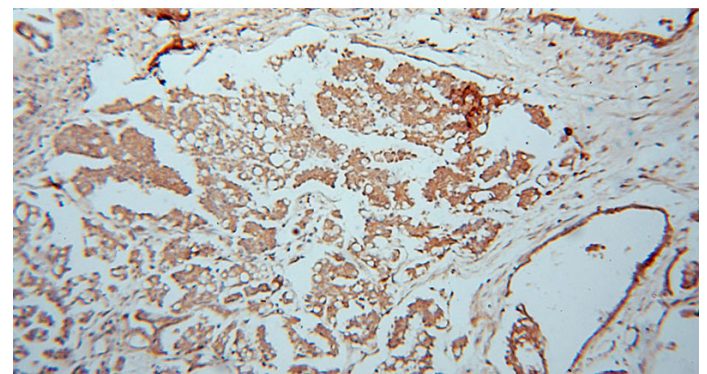
Preparation

This antibody was obtained by immunization of ATXN10 recombinant protein (Accession Number: NM_013236). Purification method: Antigen affinity purified.

human brain tissue were subjected to SDS PAGE followed by western blot with Catalog No:117068(ATXN10 antibody) at dilution of 1:500

Formulation

PBS with 0.02% sodium azide and 50% glycerol pH 7.3.



Storage

Store at -20°C. DO NOT ALIQUOT

Clonality

Polyclonal

Immunohistochemical of paraffin-embedded human ovary tumor using Catalog No:117068(ATXN10 antibody) at dilution of 1:100 (under 10x lens)

Ig Type

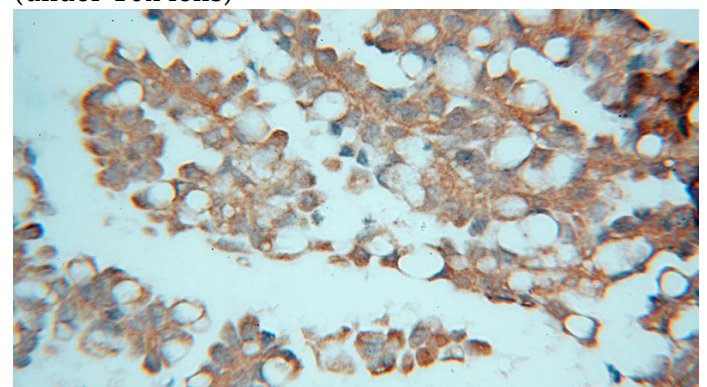
Rabbit IgG

Applications

ELISA, WB, IHC, IF

Dilutions

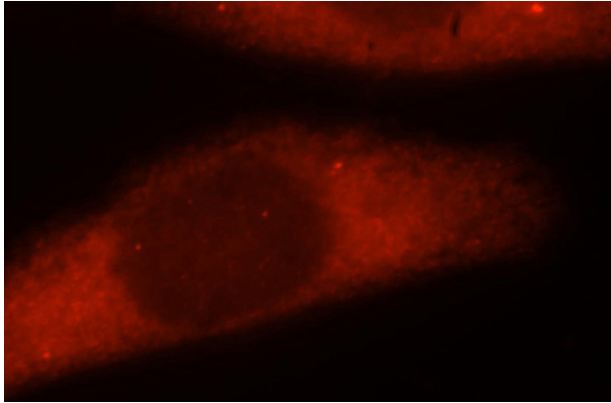
Recommended Dilution:



ATXN10 antibody

Catalog Number: 108507

Immunohistochemical of paraffin-embedded human ovary tumor using Catalog No:117068(ATXN10 antibody) at dilution of 1:100 (under 40x lens)



Immunofluorescent analysis of Hela cells, using ATXN10 antibody Catalog No:117068 at 1:25 dilution and Rhodamine-labeled goat anti-rabbit IgG (red).