

# Osteopontin antibody



Catalog Number: 113507

## Product name

Osteopontin antibody

## Specificity

Human, Mouse, Rat; other species not tested.

## Antibody description

Osteopontin Rabbit Polyclonal antibody. Positive IHC detected in human stomach cancer tissue, human kidney tissue, human small intestine tissue. Positive WB detected in mouse kidney tissue, rat kidney tissue. Observed molecular weight by Western-blot: 66 kDa

## Preparation

This antibody was obtained by immunization of Osteopontin recombinant protein (Accession Number: NM\_000582). Purification method: Antigen affinity purified.

## Formulation

PBS with 0.1% sodium azide and 50% glycerol pH 7.3.

## Storage

Store at -20°C. DO NOT ALIQUOT

## Clonality

Polyclonal

## Ig Type

Rabbit IgG

## Applications

ELISA, WB, IHC


## Dilutions

Recommended Dilution:

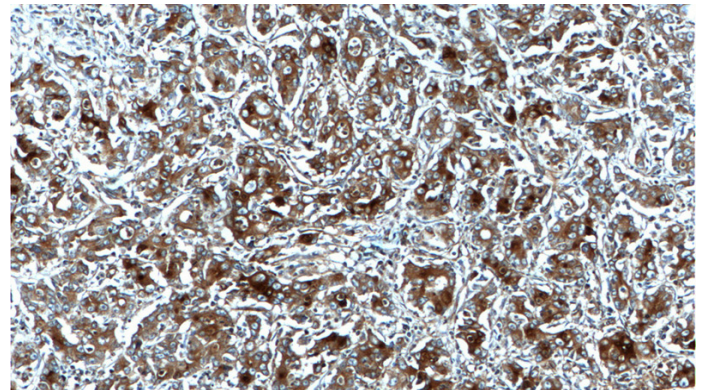
WB: 1:200-1:2000

IHC: 1:50-1:500

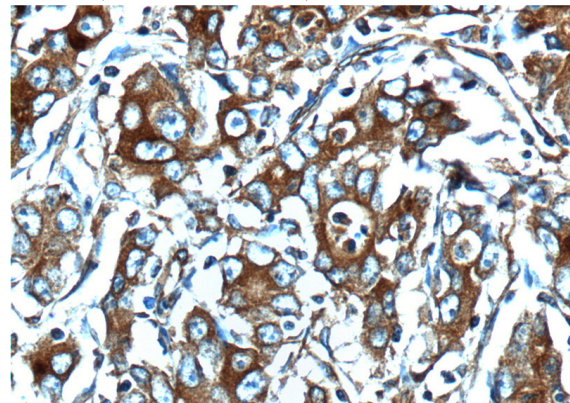
## Validations



mouse kidney tissue were subjected to SDS PAGE followed by western blot with Catalog No:113507(OPN, SPP1 Antibody) at dilution of 1:600



Immunohistochemistry of paraffin-embedded human stomach cancer tissue slide using Catalog No:113507(OPN, SPP1 Antibody) at dilution of 1:200 (under 10x lens).



Immunohistochemistry of paraffin-embedded human stomach cancer tissue slide using Catalog

# Osteopontin antibody



Catalog Number: 113507

---

No:113507(OPN, SPP1 Antibody) at dilution of 1:200 (under 40x lens).