

VTI1A antibody



Catalog Number: 116807

Product name

VTI1A antibody

IP: 1:500-1:5000

IF: 1:10-1:100


Specificity

Human, Mouse, Rat; other species not tested.

Validations

Antibody description

VTI1A Rabbit Polyclonal antibody. Positive IP detected in MCF-7 cells. Positive WB detected in human brain tissue, human heart tissue, human kidney tissue, human lung tissue, MCF7 cells. Positive IF detected in NIH/3T3 cells. Observed molecular weight by Western-blot: 25-29kd



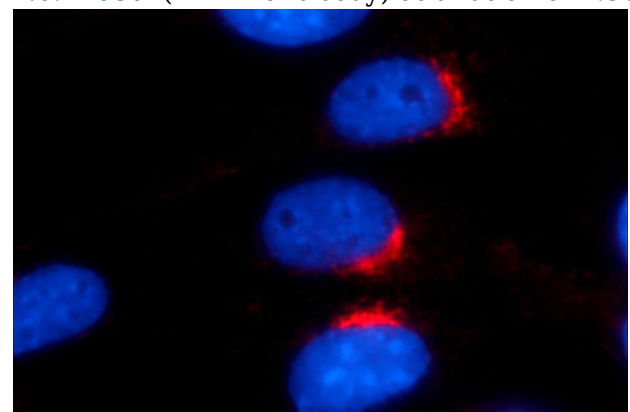
Preparation

This antibody was obtained by immunization of VTI1A recombinant protein (Accession Number: XM_005269544). Purification method: Antigen affinity purified.

human brain tissue were subjected to SDS PAGE followed by western blot with Catalog No:116807(VTI1A antibody) at dilution of 1:500

Formulation

PBS with 0.1% sodium azide and 50% glycerol pH 7.3.



Storage

Store at -20°C. DO NOT ALIQUOT

Clonality

Polyclonal

Immunofluorescent analysis of NIH/3T3 cells using Catalog No:116807(VTI1A Antibody) at dilution of 1:25 and Rhodamine-Goat anti-Rabbit

Ig Type

Rabbit IgG

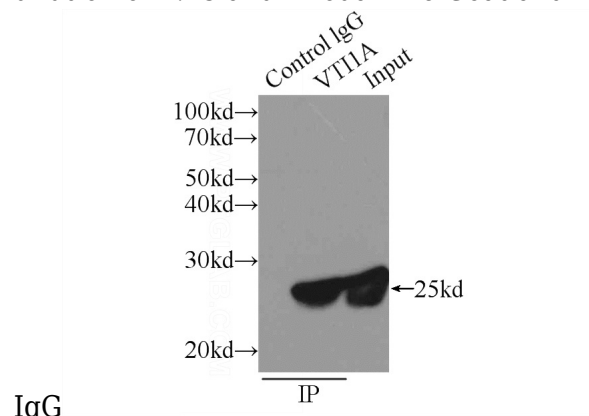
Applications

ELISA, WB, IP, IF

Dilutions

Recommended Dilution:

WB: 1:1000-1:10000



IgG

IP Result of anti-VTI1A (IP:Catalog No:116807,

VTI1A antibody



Catalog Number: 116807

3ug; Detection:Catalog No:116807 1:1000) with MCF-7 cells lysate 520ug.