

LONP1 antibody

Catalog Number: 107407

Product name

LONP1 antibody

IHC: 1:20-1:200

IF: 1:10-1:100

Specificity

Human, Mouse, Rat; other species not tested.

Antibody description

LONP1 Mouse Monoclonal antibody. Positive WB detected in human liver tissue, human heart tissue. Positive IHC detected in human liver tissue, human heart tissue, human lung cancer tissue. Positive IF detected in C6 cells. Observed molecular weight by Western-blot: 100kD

Preparation

This antibody was obtained by immunization of LONP1 recombinant protein (Accession Number: NM_004793). Purification method: Protein G purified.

Formulation

PBS with 0.02% sodium azide and 50% glycerol pH 7.3.

Storage

Store at -20°C. DO NOT ALIQUOT

Clonality

Monoclonal

Ig Type

Mouse IgG1

Applications


ELISA, WB, IHC, IF

Dilutions

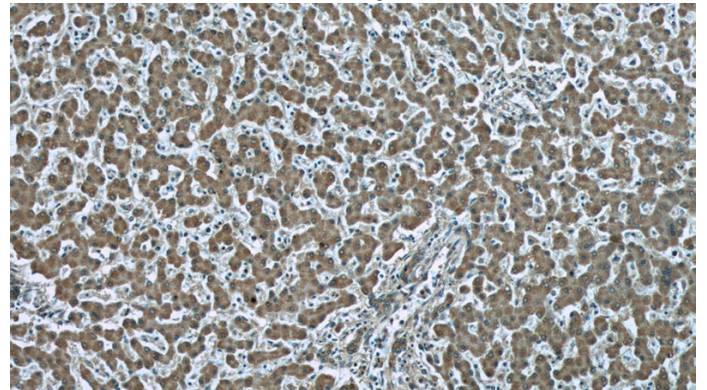
Recommended Dilution:

WB: 1:200-1:2000

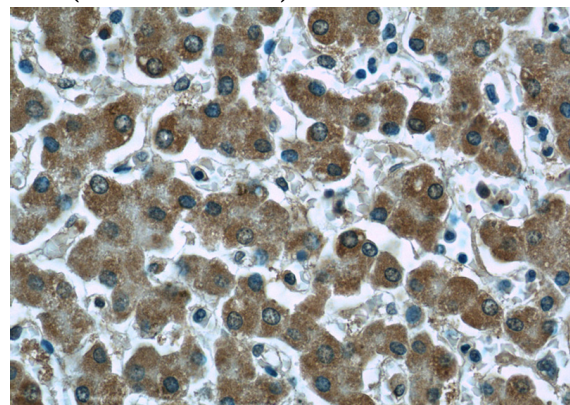
Validations



human liver tissue were subjected to SDS PAGE followed by western blot with Catalog No:107407(LONP1 antibody) at dilution of 1:500



Immunohistochemistry of paraffin-embedded human liver tissue slide using Catalog No:107407(LONP1 Antibody) at dilution of 1:50(under 10x lens)

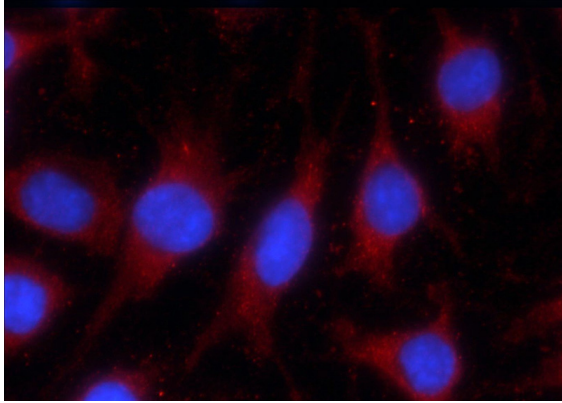


Immunohistochemistry of paraffin-embedded

LONP1 antibody

Catalog Number: 107407

human liver tissue slide using Catalog No:107407(LONP1 Antibody) at dilution of 1:50(under 40x lens)



Immunofluorescent analysis of C6 cells using Catalog No:107407(LONP1 Antibody) at dilution of 1:25 and Rhodamine-Goat anti-Mouse IgG