

SCN4B antibody



Catalog Number: 115007

Product name

SCN4B antibody

Specificity

Human, Mouse; other species not tested.

Antibody description

SCN4B Rabbit Polyclonal antibody. Positive IHC detected in human skeletal muscle tissue. Positive WB detected in mouse heart tissue, mouse brain tissue. Observed molecular weight by Western-blot: 28 kDa

Preparation

This antibody was obtained by immunization of Peptide (Accession Number: NM_174934). Purification method: Antigen affinity purified.

Formulation

PBS with 0.02% sodium azide and 50% glycerol pH 7.3.

Storage

Store at -20°C. DO NOT ALIQUOT

Clonality

Polyclonal

Ig Type

Rabbit IgG

Applications

ELISA, WB, IHC


Dilutions

Recommended Dilution:

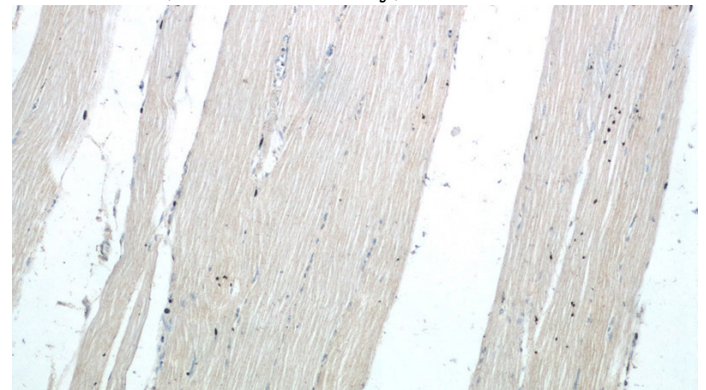
WB: 1:200-1:2000

IHC: 1:20-1:200

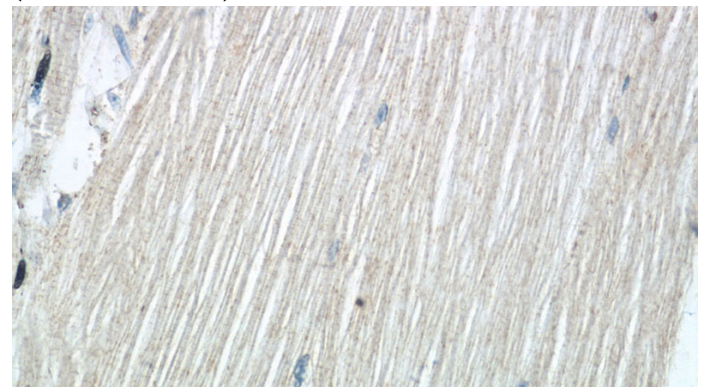
Validations



mouse heart tissue were subjected to SDS PAGE followed by western blot with Catalog No:115007(SCN4B antibody) at dilution of 1:500



Immunohistochemistry of paraffin-embedded human skeletal muscle tissue slide using Catalog No:115007(SCN4B Antibody) at dilution of 1:50 (under 10x lens)



Immunohistochemistry of paraffin-embedded human skeletal muscle tissue slide using Catalog No:115007(SCN4B Antibody) at dilution of 1:50 (under 40x lens)