

N4BP3 antibody

Catalog Number: 113007

Product name

N4BP3 antibody

Specificity

Human, Mouse, Rat; other species not tested.

Antibody description

N4BP3 Rabbit Polyclonal antibody. Positive IHC detected in human kidney tissue, human cervical cancer tissue. Positive WB detected in mouse brain tissue. Observed molecular weight by Western-blot: 60 kDa

Preparation

This antibody was obtained by immunization of N4BP3 recombinant protein (Accession Number: XM_047416997). Purification method: Antigen affinity purified.

Formulation

PBS with 0.1% sodium azide and 50% glycerol pH 7.3.

Storage

Store at -20°C. DO NOT ALIQUOT

Clonality

Polyclonal

Ig Type

Rabbit IgG

Applications

ELISA, WB, IHC


Dilutions

Recommended Dilution:

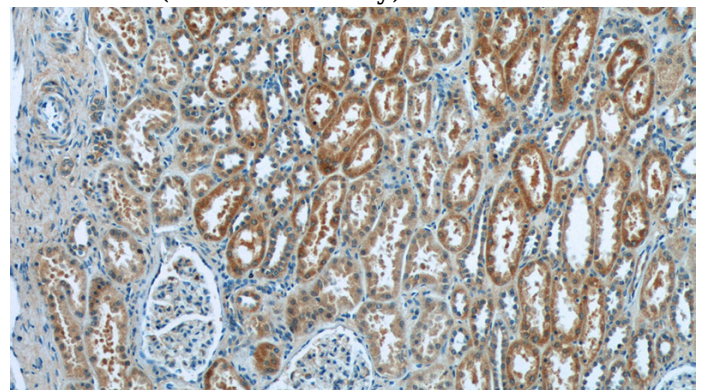
WB: 1:200-1:2000

IHC: 1:20-1:200

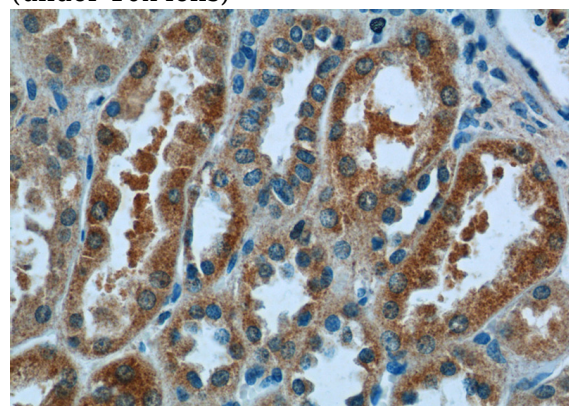
Validations



mouse brain tissue were subjected to SDS PAGE followed by western blot with Catalog No:113007(N4BP3 Antibody) at dilution of 1:600



Immunohistochemistry of paraffin-embedded human kidney tissue slide using Catalog No:113007(N4BP3 Antibody) at dilution of 1:50 (under 10x lens)



Immunohistochemistry of paraffin-embedded human kidney tissue slide using Catalog No:113007(N4BP3 Antibody) at dilution of 1:50

N4BP3 antibody



Catalog Number: 113007

(under 40x lens)