

GNPAT antibody



Catalog Number: 111007

Product name

GNPAT antibody

WB: 1:200-1:2000

IP: 1:200-1:2000

Specificity

Human, Mouse, Rat; other species not tested.

IF: 1:20-1:200

Antibody description

GNPAT Rabbit Polyclonal antibody. Positive IF detected in MCF-7 cells. Positive IP detected in COLO 320 cells. Positive WB detected in HepG2 cells, COLO 320 cells, HeLa cells, human placenta tissue, mouse brain tissue, PC-3 cells, Transfected HEK-293 cells. Observed molecular weight by Western-blot: 65-69 kDa

Preparation

This antibody was obtained by immunization of GNPAT recombinant protein (Accession Number: NM_014236). Purification method: Antigen affinity purified.

Formulation

PBS with 0.02% sodium azide and 50% glycerol pH 7.3.

Storage

Store at -20°C. DO NOT ALIQUOT

Clonality

Polyclonal

Ig Type

Rabbit IgG

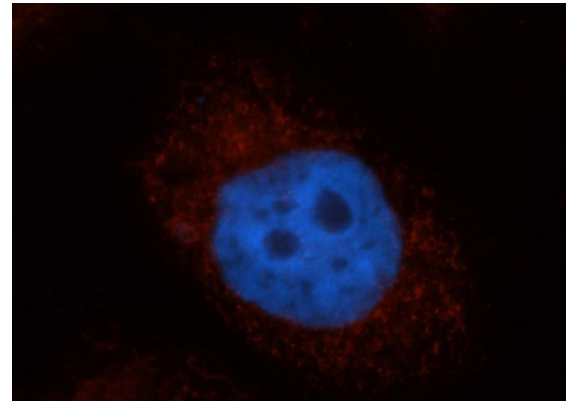
Applications

ELISA, IF, WB, IP

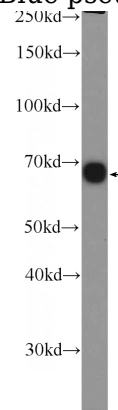
Dilutions

Recommended Dilution:

Validations



Immunofluorescent analysis of MCF-7 cells, using GNPAT antibody Catalog No:111007 at 1:50 dilution and Rhodamine-labeled goat anti-rabbit IgG (red). Blue pseudocolor = DAPI (fluorescent

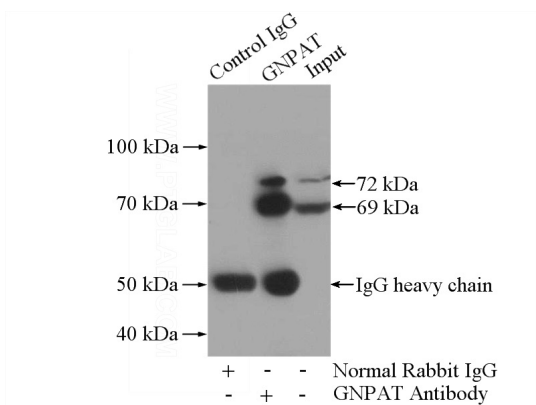


DNA dye).

HepG2 cells were subjected to SDS PAGE followed by western blot with Catalog No:111007(GNPAT Antibody) at dilution of 1:600

GNPAT antibody

Catalog Number: 111007



IP Result of anti-GNPAT (IP:Catalog No:111007, 4ug; Detection:Catalog No:111007 1:500) with COLO 320 cells lysate 2400ug.