

Product name

Vorsetuzumab mafodotin reference antibody

Specificity

Human TNFSF7 / CD27L / CD70

Antibody description

Anti-TNFSF7 / CD27L / CD70 Antibody
(Vorsetuzumab mafodotin)

Preparation

Recombinant expression and purified from CHO cells.

Formulation

0.1 M Pro-Ac, 20 mM Arg, pH 5.0

Storage

-80°C for 2 years under sterile conditions; -20°C for 1 year under sterile conditions; Avoid repeated freeze-thaw cycles.

Clonality

Monoclonal

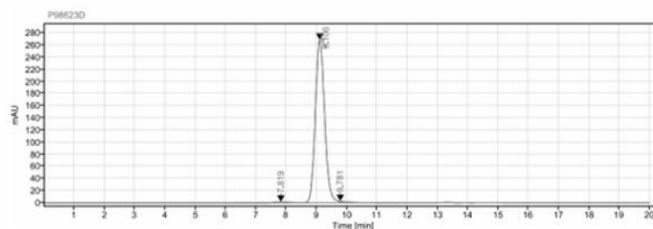
Ig Type

IgG1

Applications

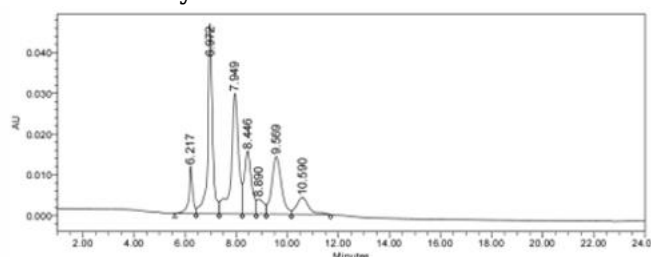
ELISA

Validations



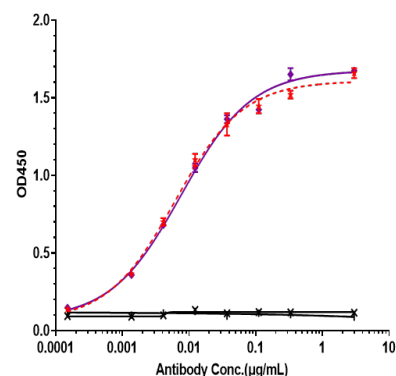
SEC-HPLC

The purity of Anti-TNFSF7 / CD27L / CD70 Antibody (Vorsetuzumab mafodotin) is 99.29%, determined by SEC-HPLC.



HIC-HPLC

The drug-to-antibody ratio (DAR) of the Anti-TNFSF7 / CD27L / CD70 Antibody (Vorsetuzumab



mafodotin) is 3.8.

ELISA

Immobilized humanCD70-His at 2 ug/mL (30 µL/well) can bind Anti-TNFSF7 / CD27L / CD70 Antibody (Vorsetuzumab mafodotin) with the EC50 of 0.007612 ug/mL.