

# Tezepelumab reference antibody



Catalog Number: 176918

## Product name

Tezepelumab reference antibody

## Specificity

Human TSLP

## Antibody description

Anti-TSLP Antibody (Tezepelumab)

## Preparation

Recombinant expression and purified from CHO cells.

## Formulation

0.1 M Pro-Ac, 20 mM Arg, pH 5.0

## Storage

-80°C for 2 years under sterile conditions; -20°C for 1 year under sterile conditions; Avoid repeated freeze-thaw cycles.

## Clonality

Monoclonal

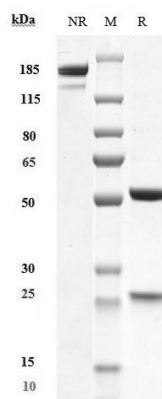
## Ig Type

IgG2

## Applications

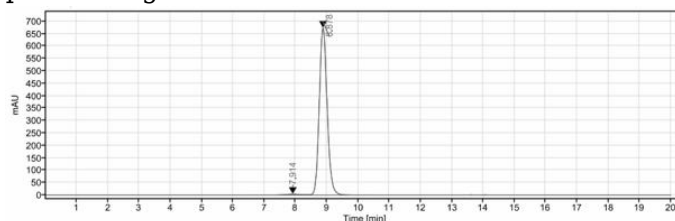
ELISA

## Validations



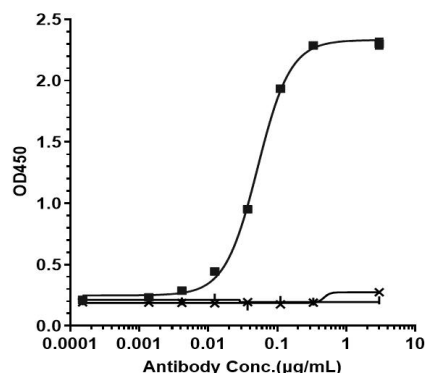
## SDS-PAGE

Anti-TSLP Antibody (tezepelumab) on SDS-PAGE under reducing (R) condition. The purity of the protein is greater than 95%.



## SEC-HPLC

The purity of Anti-TSLP Antibody (tezepelumab) is 98.64%, determined by SEC-HPLC.



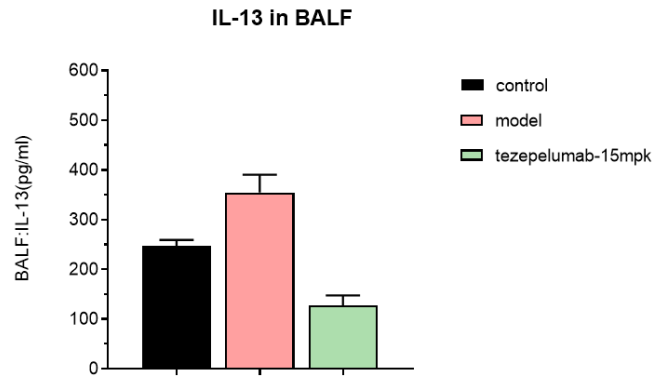
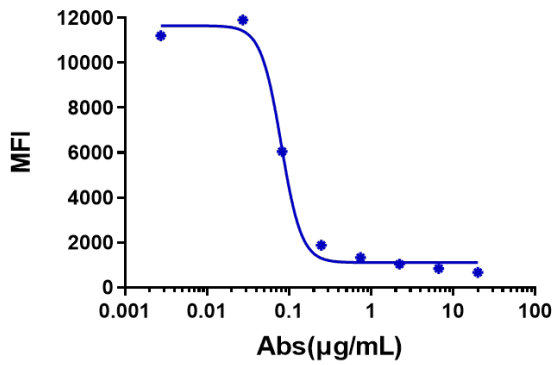
## Bioactivity: ELISA

Immobilized human TSLP His at 2 ug/mL can bind Anti-TSLP Antibody (tezepelumab), EC50=0.0518 ug/mL.

# Tezepelumab reference antibody



Catalog Number: 176918



Function: Blocking

Anti-TSLP Antibody (tezepelumab)-induced FACS Blocking activity was evaluated using TSLPR/IL7R-CHO-K. The IC50 was approximately 0.0802 ug/mL.

Research in vivo

Tezepelumab reduced levels of IL13 in BALF of OVA asthma model on B-hTSLP/hTSLPR mice. The result showed significant IL13 inhibition effects at 15 mpk.