

# Bevacizumab (Synonyms: PF-06439535 [WHO-DD]; USP MAB 002, MONOCLONAL IGG1 [USP-RS])



Catalog Number: 176830

## Product name

Bevacizumab (Synonyms: PF-06439535 [WHO-DD]; USP MAB 002, MONOCLONAL IGG1 [USP-RS])

## Specificity

Human VEGFA

## Antibody description

Anti-VEGFA Antibody (Bevacizumab)

## Preparation

Recombinant expression and purified from CHO cells.

## Formulation

0.1 M Pro-Ac, 20 mM Arg, pH 5.0

## Storage

-80°C for 2 years under sterile conditions; -20°C for 1 year under sterile conditions; Avoid repeated freeze-thaw cycles.

## Clonality

Monoclonal

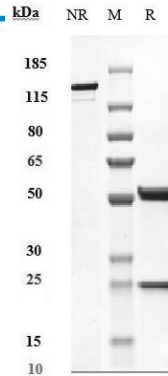
## Ig Type

IgG1

## Applications

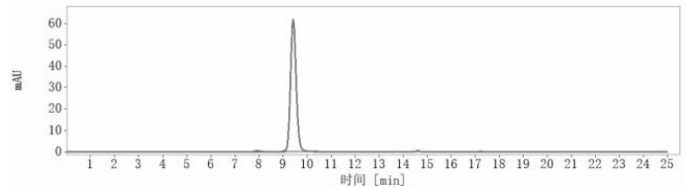
ELISA

## Validations



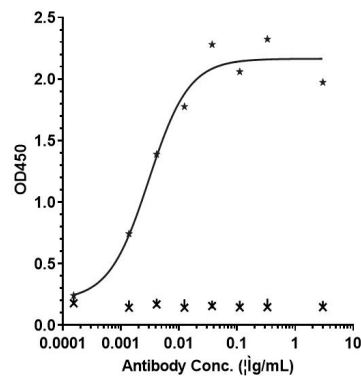
## SDS-PAGE

Anti-VEGF Antibody (BioMab patent anti-VEGF) on SDS-PAGE under reducing (R) condition. The purity of the protein is greater than 95%.



## SEC-HPLC

The purity of Anti-VEGF Antibody (BioMab patent anti-VEGF) is 97.8%, determined by SEC-HPLC.



## Bioactivity: ELISA

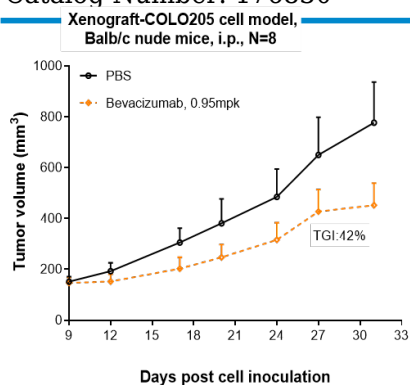
Immobilized human VEGF165 His at 2 µg/mL can bind Anti-VEGF Antibody (BioMab patent anti-VEGF), EC50=0.003018 µg/mL.

# Bevacizumab (Synonyms: PF-06439535 [WHO-DD]; USP MAB 002, MONOCLONAL IGG1 [USP-RS])



Catalog Number: 176830

Research in vivo



Bevacizumab inhibited the tumor growth of COLO205 on balb/c nude mice. The result showed significant anti-tumor effects, with an tumor inhibition rate (TGI) of 42.0% at 0.95 mpk at D31.