

# Zilovertamab vedotin reference antibody



Catalog Number: 176818

## Product name

Zilovertamab vedotin reference antibody

## Specificity

Human ROR1

## Antibody description

Anti-ROR1 Antibody (Zilovertamab vedotin)

## Preparation

Recombinant expression and purified from CHO cells.

## Formulation

0.1 M Pro-Ac, 20 mM Arg, pH 5.0

## Storage

-80°C for 2 years under sterile conditions; -20°C for 1 year under sterile conditions; Avoid repeated freeze-thaw cycles.

## Clonality

Monoclonal

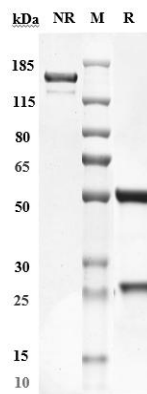
## Ig Type

IgG1

## Applications

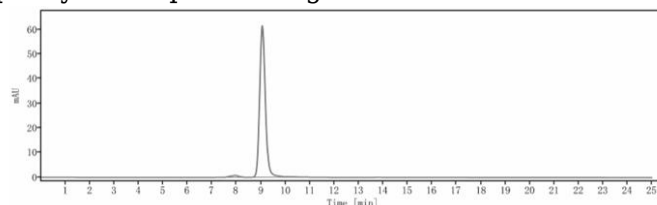
ELISA

## Validations



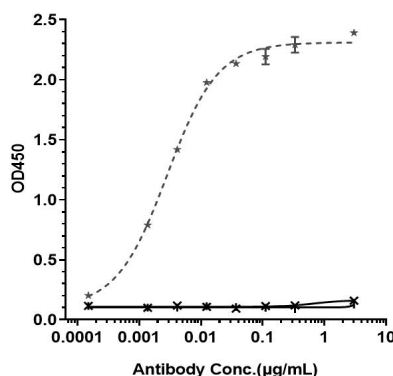
## SDS-PAGE

Anti-ROR1 Antibody (zilovertamab vedotin) on SDS-PAGE under reducing (R) condition. The purity of the protein is greater than 95%.



## SEC-HPLC

The purity of Anti-ROR1 Antibody (Zilovertamab vedotin) is 98.21%, determined by SEC-HPLC.



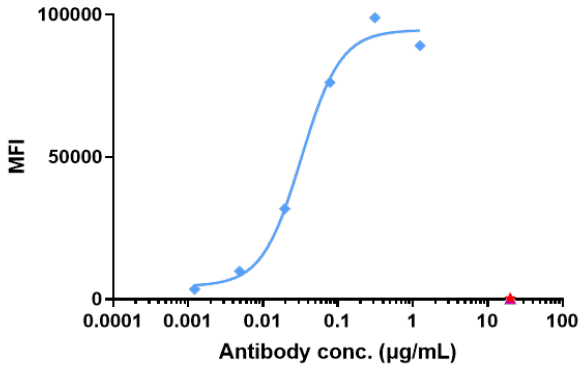
Bioactivity: ELISA

Immobilized human ROR1 His at 2 ug/mL can bind Anti-ROR1 Antibody (Zilovertamab vedotin), The EC50 is 0.002833 ug/mL.

# Zilvertamab vedotin reference antibody

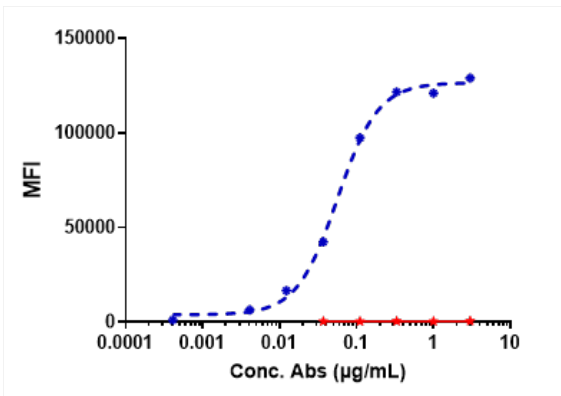


Catalog Number: 176818



Bioactivity: FACS

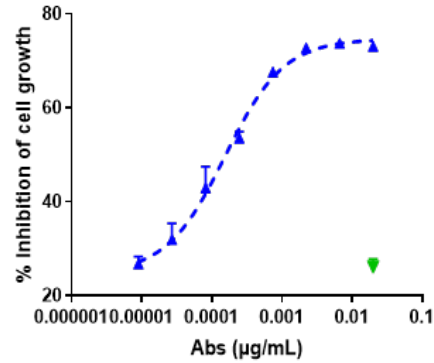
Human ROR1 CHO-K Cell Line were stained Anti-ROR1 Antibody (zilvertamab vedotin) and negative control protein respectively, washed and then followed by PE and analyzed with FACS, The EC50 is 0.03245 µg/mL.



Bioactivity: FACS

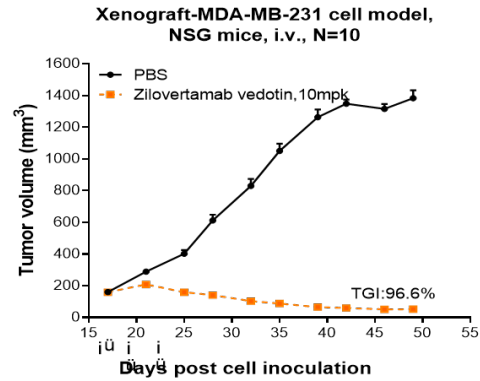
Human ROR1 HEK293T cells were stained with Anti-ROR1 Antibody (Zilvertamab vedotin) and negative control protein respectively, washed and then followed by PE and analyzed with FACS, The

EC50 is 0.05656 µg/ml.



Function: Internalization

The endocytosis ratio Zilvertamab by Human ROR1-HEK293T cells increased with the increase of antibody concentration, and the Internalization Rate (%) reached 80% .



Research in vivo

Anti-ROR1 Antibody (Zilvertamab vedotin) inhibited the tumor growth of MDA-MB-231 on NSG mice. The result showed significant anti-tumor effects, with an tumor inhibition rate (TGI) of 96.6% at 10 mpk.