

# Dacetuzumab reference antibody



Catalog Number: 176804

## Product name

Dacetuzumab reference antibody

## Specificity

Human TNFRSF5 / CD40

## Antibody description

Anti-TNFRSF5 / CD40 Antibody (Dacetuzumab)

## Preparation

Recombinant expression and purified from CHO cells.

## Formulation

0.1 M Pro-Ac, 20 mM Arg, pH 5.0

## Storage

-80°C for 2 years under sterile conditions; -20°C for 1 year under sterile conditions; Avoid repeated freeze-thaw cycles.

## Clonality

Monoclonal

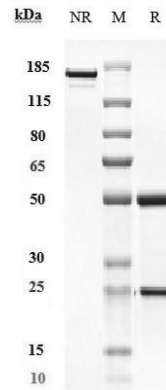
## Ig Type

IgG1

## Applications

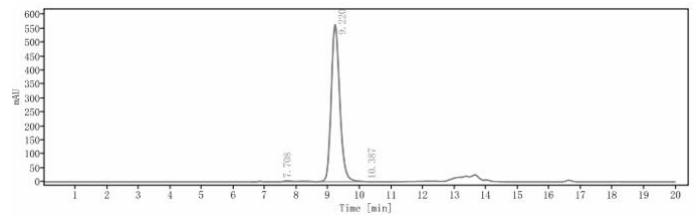
ELISA

## Validations



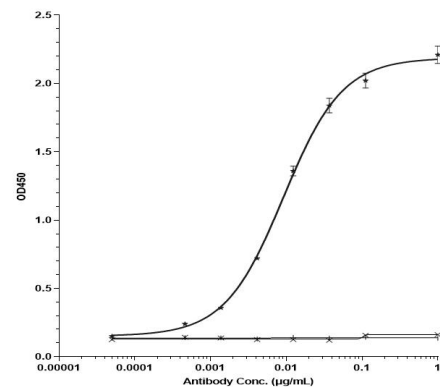
## SDS-PAGE

Anti-TNFRSF5 / CD40 Antibody (dacetuzumab) on SDS-PAGE under reducing (R) condition. The purity of the protein is greater than 90%.



## SEC-HPLC

The purity of Anti-TNFRSF5 / CD40 Antibody (dacetuzumab) is more than 95%, determined by



## SEC-HPLC.

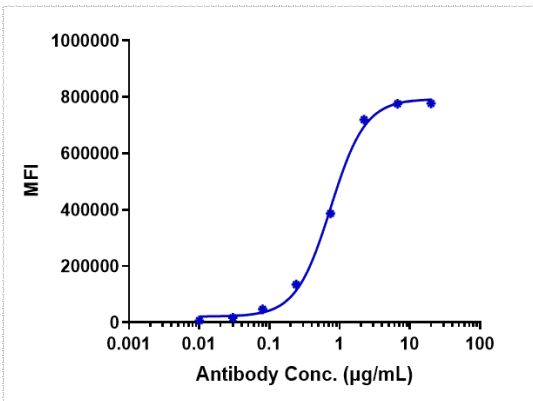
## Bioactivity: ELISA

Immobilized human TNFRSF5 / CD40 His at 2 ug/mL can bind Anti-TNFRSF5 / CD40 Antibody (dacetuzumab), EC50=0.0092 ug/mL.

# Dacetuzumab reference antibody



Catalog Number: 176804



Bioactivity: FACS

Human CD40 CHO cells were stained with Anti-TNFRSF5 / CD40 Antibody (dacetuzumab) and negative control protein respectively, washed and then followed by PE and analyzed with FACS, EC50=0.7412 ug/mL.