

# Anti-Gmnn antibody

Catalog Number: 176698

## Product name

Anti-Gmnn antibody

## Specificity

Mouse

## Antibody description

Rabbit polyclonal antibody to Gmnn

## Preparation

This antigen of this antibody was recombinant protein with mouse geminin aa 70-206 / 206.

## Formulation

Liquid, 1\*PBS (pH7.4), 0.2% BSA, 40% Glycerol.  
Preservative: 0.05% Sodium Azide.

## Storage

Store at +4°C after thawing. Aliquot store at -20°C or -80°C. Avoid repeated freeze / thaw cycles.

## Clonality

Polyclonal

## Ig Type

IgG

## Applications

ICC, IHC-P, FC

## Dilutions

IHC-P: 1:100-1:200

ICC: 1:200

## Validations

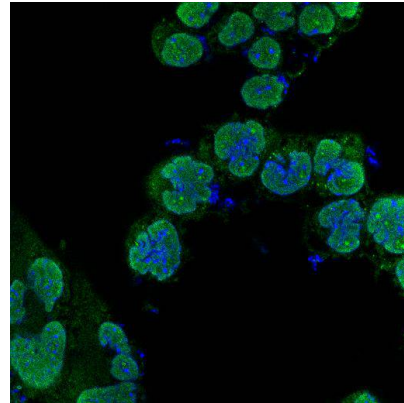
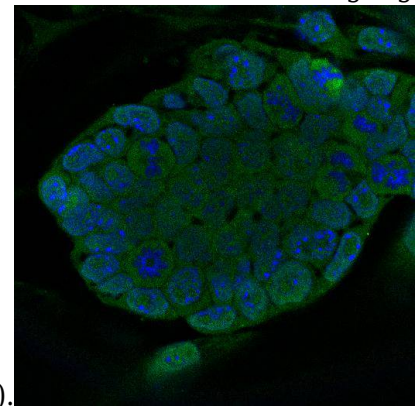


Fig1: ICC staining Geminin in F9 cells (green). Cells were fixed in paraformaldehyde, permeabilised with 0.25% Triton X100/PBS and counterstained with DAPI in order to highlight the



nucleus (blue).

Fig2: ICC staining Geminin in D3 cells (green). Cells were fixed in paraformaldehyde, permeabilised with 0.25% Triton X100/PBS and counterstained with DAPI in order to highlight the nucleus (blue).

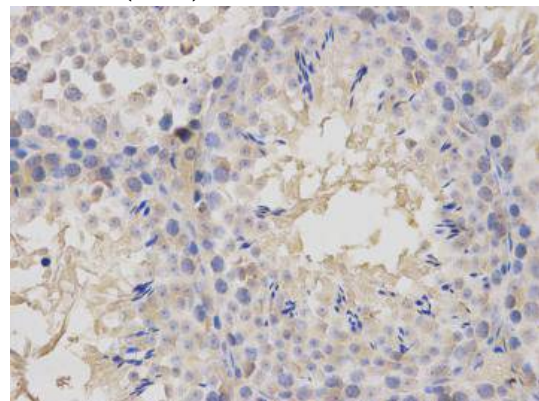


Fig3: Immunohistochemical analysis of paraffin-embedded mouse testis tissue using anti-Geminin rabbit polyclonal antibody.