

# Anti-PGBD5 antibody



Catalog Number: 176652

## General Information

### Product name:

Anti-PGBD5 antibody

### Immunogen:

### Applications:

WB, ICC, IHC-P

### Specificity:

Human, Mouse

### Antibody description:

Mouse monoclonal antibody to PGBD5

## Properties

### Preparation:

This antigen of this antibody was peptide

### Formulation:

Liquid, 1\*PBS (pH7.4), 0.2% BSA, 40% Glycerol.  
Preservative: 0.05% Sodium Azide.

### Storage:

Store at +4°C after thawing. Aliquot store at -20°C or -80°C. Avoid repeated freeze / thaw cycles.

### Clonality:

Monoclonal

**Ig Type:** IgG1

## Applications

WB: 1:5,000-1:10,000

ICC: 1:100-1:500

IHC-P: 1:200

## Validations

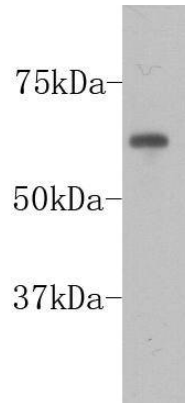


Fig1: Western blot analysis on F9 cell lysates using anti-PGBD5 Mouse mAb (Cat. # 176652#).

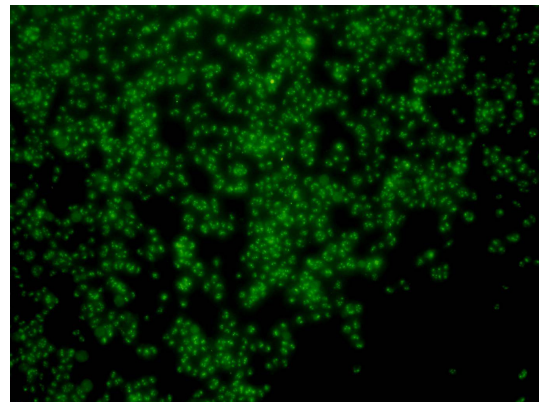


Fig2: Immunofluorescent staining of F9 cells using anti-PGBD5 Mouse mAb (Cat. # 176652#).

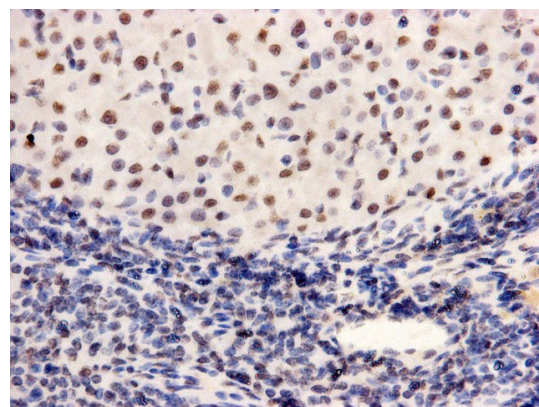


Fig3: Immunohistochemical analysis of paraffin-embedded human lung cancer tissue using anti-PGBD5 Mouse mAb (Cat. # 176652#).