

# Anti-GALNT11 antibody

Catalog Number: 175439

## Product name

Anti-GALNT11 antibody

## Specificity

Human, Mouse, Rat, Dog, Horse, Rabbit

## Antibody description

Rabbit polyclonal antibody to GALNT11

## Preparation

This antigen of this antibody was klh conjugated synthetic peptide derived from human galnt11/galnac-t11 401-500/608

## Formulation

Liquid, 0.01M TBS(pH7.4) with 1% BSA, 0.03% Proclin300 and 50% Glycerol.

## Storage

Store at -20°C for one year. Avoid repeated freeze/thaw cycles. The lyophilized antibody is stable at room temperature for at least one month and for greater than a year when kept at -20°C. When reconstituted in sterile pH 7.4 0.01M PBS or diluent of antibody the antibody is stable for at least two weeks at 2-4°C.

## Clonality

Polyclonal

## Ig Type

Rabbit IgG

## Applications

WB, IHC-P

## Dilutions

WB:1:500-2000

IHC-P:1:400-800

## Validations

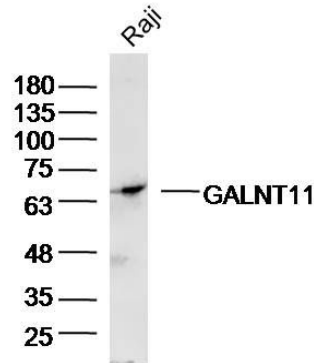


Fig1: Sample:Raji(human) Cell Lysate at 40 ug; Primary: Anti-GALNT11 at 1/300 dilution; Secondary: IRDye800CW Goat Anti-Rabbit IgG at 1/20000 dilution; Predicted band size: 69kD; Observed band size: 69kD




Fig2: Sample:siha(human) Cell Lysate at 40 ug; Primary: Anti-GALNT11 at 1/300 dilution; Secondary: IRDye800CW Goat Anti-Rabbit IgG at 1/20000 dilution; Predicted band size: 69kD; Observed band size: 69kD

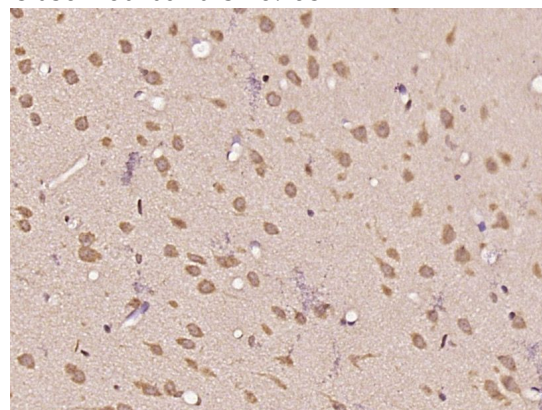


Fig3: Paraformaldehyde-fixed, paraffin embedded

# Anti-GALNT11 antibody



Catalog Number: 175439

---

(Rat brain); Antigen retrieval by boiling in sodium citrate buffer (pH6.0) for 15min; Block endogenous peroxidase by 3% hydrogen peroxide for 20 minutes; Blocking buffer (normal goat serum) at 37°C for 30min; Antibody incubation

with (GALNT11) Polyclonal Antibody, Unconjugated at 1:400 overnight at 4°C, followed by operating according to SP Kit(Rabbit) (sp-0023) instructions and DAB staining.