

Anti-CCKAR antibody



Catalog Number: 175309

Product name

Anti-CCKAR antibody

Specificity

Human, Mouse, Rat, Chicken, Dog, Pig, Cow, Horse, Sheep

Antibody description

Rabbit polyclonal antibody to CCKAR

Preparation

This antigen of this antibody was klh conjugated synthetic peptide derived from human cckar 161-200/428

Formulation

Liquid, 0.01M TBS(pH7.4) with 1% BSA, 0.03% Proclin300 and 50% Glycerol.

Storage

Store at -20°C for one year. Avoid repeated freeze/thaw cycles. The lyophilized antibody is stable at room temperature for at least one month and for greater than a year when kept at -20°C. When reconstituted in sterile pH 7.4 0.01M PBS or diluent of antibody the antibody is stable for at least two weeks at 2-4°C.

Clonality

Polyclonal

Ig Type

Rabbit IgG

Applications

WB

Dilutions

WB:1:500-2000

Validations

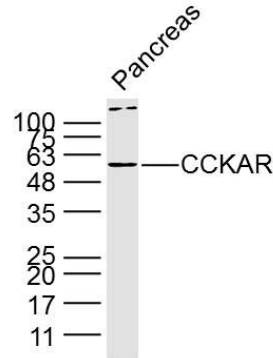
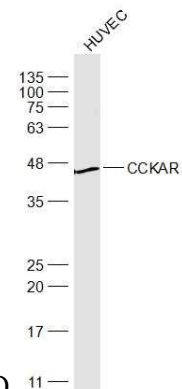
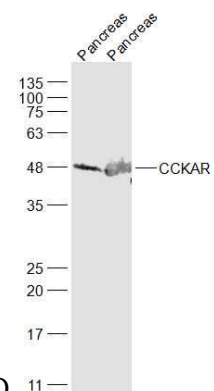


Fig1: Sample: Pancreas (Mouse) Lysate at 40 ug; Primary: Anti-CCKAR at 1/300 dilution; Secondary: IRDye800CW Goat Anti-Rabbit IgG at 1/20000 dilution; Predicted band size: 48 kD;



Observed band size: 60 kD

Fig2: Sample:; HUVEC(Human) Cell Lysate at 30 ug; Primary: Anti-CCKAR at 1/1000 dilution; Secondary: IRDye800CW Goat Anti-Rabbit IgG at 1/20000 dilution; Predicted band size: 48 kD;



Observed band size: 48 kD

Fig3: Sample:; Pancreas (Mouse) Lysate at 40 ug; Pancreas(Rat) Lysate at 40 ug; Primary: Anti-CCKAR at 1/1000 dilution; Secondary:

Anti-CCKAR antibody



Catalog Number: 175309

IRDye800CW Goat Anti-Rabbit IgG at 1/20000

dilution; Predicted band size: 48 kD; Observed
band size: 48 kD