

# Anti-BHLHB9 antibody



Catalog Number: 175122

## Product name

Anti-BHLHB9 antibody

## Specificity

Human, Mouse

## Antibody description

Rabbit polyclonal antibody to BHLHB9

## Preparation

This antigen of this antibody was peptide

## Formulation

Liquid, 1\*PBS (pH7.4), 0.2% BSA, 50% Glycerol.  
Preservative: 0.05% Sodium Azide.

## Storage

Store at +4°C after thawing. Aliquot store at -20°C or -80°C. Avoid repeated freeze / thaw cycles.

## Clonality

Polyclonal

## Ig Type

Rabbit IgG

## Applications

WB, ICC, IHC-P

## Dilutions

WB: 1:500

ICC: 1:50-1:200

IHC-P: 1:50-1:200

## Validations

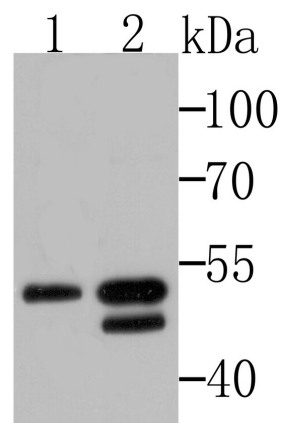


Fig1: Western blot analysis of BHLHB9 on U937 and SH-SY-5Y cell lysates using anti-BHLHB9 antibody at 1/500 dilution.

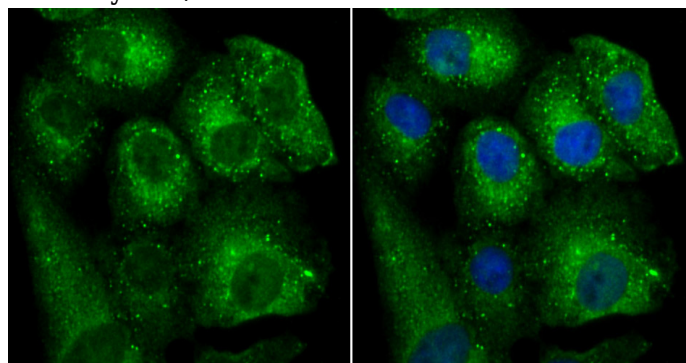


Fig2: ICC staining BHLHB9 in A549 cells (green). The nuclear counter stain is DAPI (blue). Cells were fixed in paraformaldehyde, permeabilised with 0.25% Triton X100/PBS.

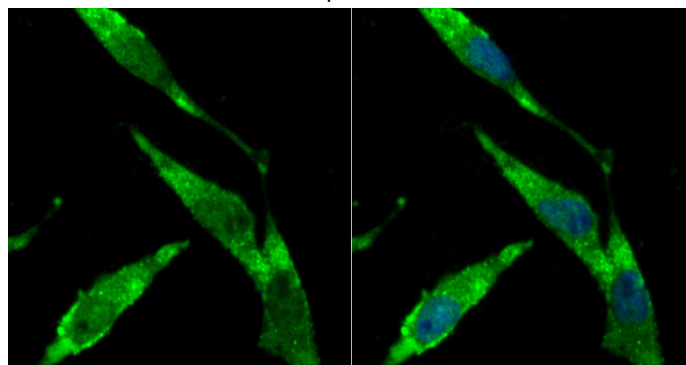


Fig3: ICC staining BHLHB9 in SH-SY-5Y cells (green). The nuclear counter stain is DAPI (blue). Cells were fixed in paraformaldehyde, permeabilised with 0.25% Triton X100/PBS.

# Anti-BHLHB9 antibody

Catalog Number: 175122

---

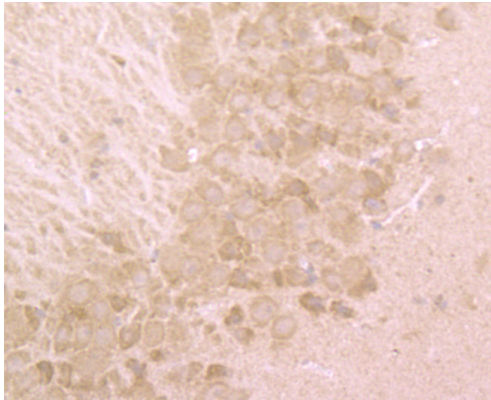


Fig4: Immunohistochemical analysis of paraffin-embedded mouse brain tissue using anti-BHLHB9 antibody. Counter stained with hematoxylin.