

Anti-Ulk2 antibody

Catalog Number: 175046

Product name

Anti-Ulk2 antibody

Specificity

Human, Mouse, Rat

Antibody description

Mouse monoclonal antibody to Ulk2

Preparation

This antigen of this antibody was recombinant protein

Formulation

Liquid, 1*TBS (pH7.4), 1%BSA, 40%Glycerol.
Preservative: 0.05% Sodium Azide.

Storage

Store at +4°C after thawing. Aliquot store at -20°C or -80°C. Avoid repeated freeze / thaw cycles.

Clonality

Monoclonal

Ig Type

Mouse IgG1

Applications

WB, FC

Dilutions

WB: 1:500-1:2,000

FC: 1:100-1:200

Validations


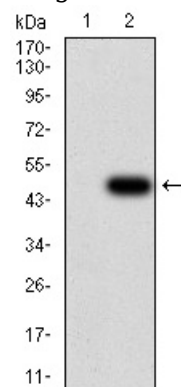
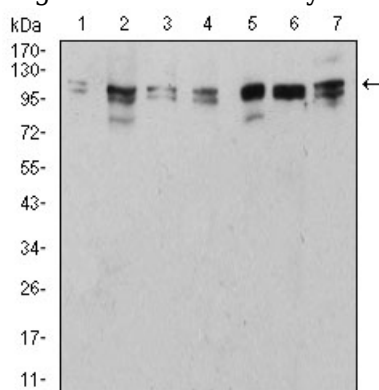


Fig1: Western blot analysis of ULK2 on human ULK2 recombinant protein using anti-ULK2



antibody at 1/1,000 dilution.

Fig2: Western blot analysis of ULK2 on HEK293 (1) and ULK2-hIgGFc transfected HEK293 (2) cell lysate using anti-ULK2 antibody at 1/1,000



dilution.

Fig3: Western blot analysis of ULK2 on different cell lysate using anti-ULK2 antibody at 1/1,000 dilution.; Positive control.; Lane 1: NIH/3T3; Lane 2: HepG2; Lane 3: SK-Hep-1; Lane 4: SK-OV-3; Lane 5: C6; Lane 6: PC-12; Lane 7: MCF-7

Anti-Ulk2 antibody

Catalog Number: 175046

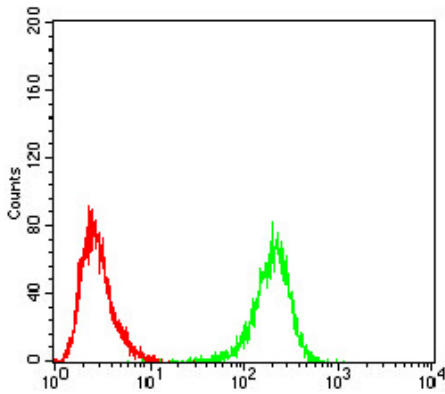


Fig4: Flow cytometric analysis of Hela cells with ULK2 antibody at 1/100 dilution (green) compared with an unlabelled control (cells without incubation with primary antibody; red).