

# Anti-LNPK antibody



Catalog Number: 175028

## Product name

Anti-LNPK antibody

## Specificity

Human, Mouse, Rat

## Antibody description

Mouse monoclonal antibody to LNPK

## Preparation

This antigen of this antibody was recombinant protein

## Formulation

Liquid, 1\*PBS (pH7.4), 0.2% BSA, 50% Glycerol.  
Preservative: 0.05% Sodium Azide.

## Storage

Store at +4°C after thawing. Aliquot store at -20°C or -80°C. Avoid repeated freeze / thaw cycles.

## Clonality

Monoclonal

## Ig Type

Mouse IgG1

## Applications

IHC-P, ICC

## Dilutions

ICC: 1:50-1:200

IHC-P: 1:50-1:200

## Validations

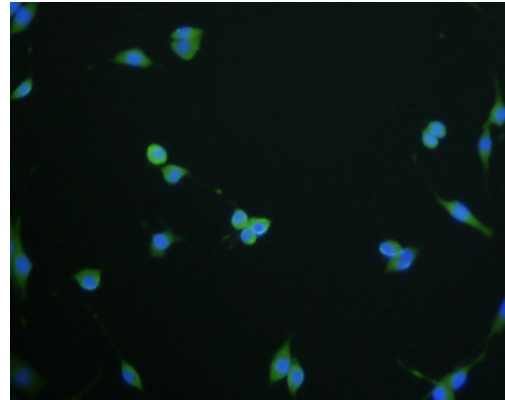


Fig1: ICC staining LNP (green) in SHG-44 cells. The nuclear counter stain is DAPI (blue). Cells were fixed in paraformaldehyde, permeabilised with 0.25% Triton X100/PBS.

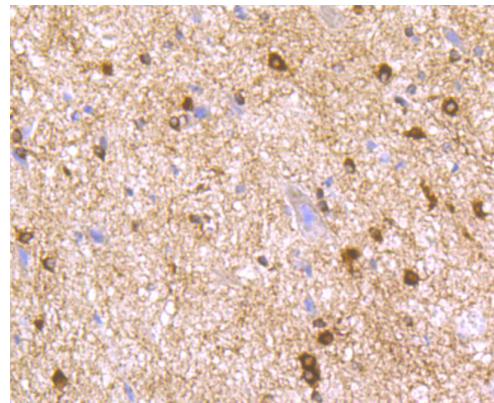


Fig2: Immunohistochemical analysis of paraffin-embedded rat spinal cord tissue using anti-LNP antibody. Counter stained with hematoxylin.

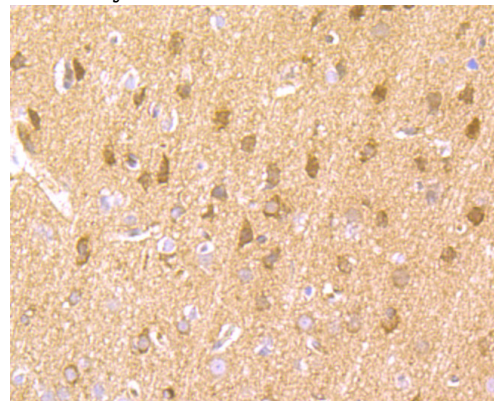


Fig3: Immunohistochemical analysis of paraffin-embedded rat brain tissue using anti-LNP antibody. Counter stained with hematoxylin.