

# Anti-Aire antibody

Catalog Number: 175023

## Product name

Anti-Aire antibody

## Specificity

Mouse

## Antibody description

Rabbit polyclonal antibody to Aire

## Preparation

This antigen of this antibody was peptide

## Formulation

Liquid, 1\*PBS (pH7.4), 0.2% BSA, 40% Glycerol.  
Preservative: 0.05% Sodium Azide.

## Storage

Store at +4°C after thawing. Aliquot store at -20°C or -80°C. Avoid repeated freeze / thaw cycles.

## Clonality

Polyclonal

## Ig Type

Rabbit IgG

## Applications

WB, ICC, IHC-P

## Dilutions

WB: 1:2,000

ICC: 1:500

IHC-P: 1:100

## Validations

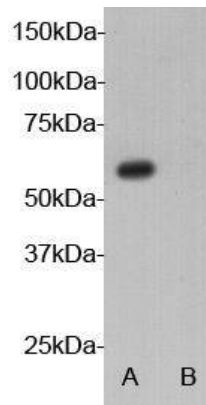


Fig1: Western blot analysis on 293 cell (A) transfected and (B) none transfected with AIRE gene using anti-AIRE polyclonal antibody.

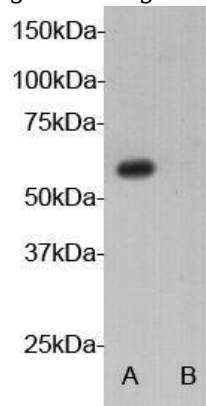


Fig2: Immunohistochemistry- staining AIRE in mouse thymus by Immunohistochemistry using formalin-fixed, paraffin-embedded tissue.

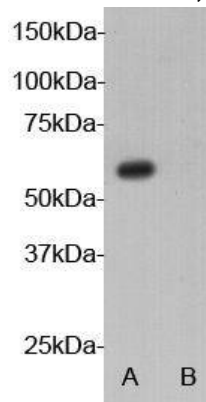


Fig3: AIRE staining (red) in mouse embryonic stem cells (D3) by immunocytochemistry, nuclear staining with DAPI (blue) and SSEA-1 staining (green).