

Anti-VAV1 (5E7) Mouse antibody



Catalog Number: 168526

Product name

Anti-VAV1 (5E7) Mouse antibody

Specificity

Human

Antibody description

VAV1 (5E7) Mouse monoclonal antibody

Preparation

Antigen: Purified recombinant fragment of human VAV1 (AA: 121-324) expressed in E. Coli.

Formulation

Purified antibody in PBS with 0.05% sodium azide

Storage

Store at 4°C short term. Store at -20°C long term. Avoid freeze / thaw cycle.

Clonality

Monoclonal

Ig Type

Mouse IgG1

Applications

WB, FC

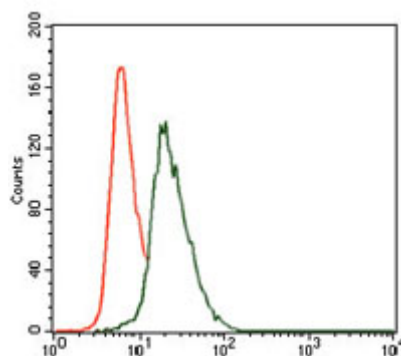
Dilutions

WB: 1/250

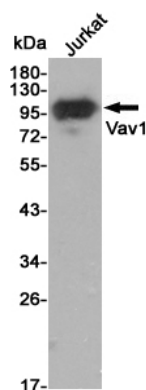
FC: 1/200 - 1/400

ELISA: 1/10000

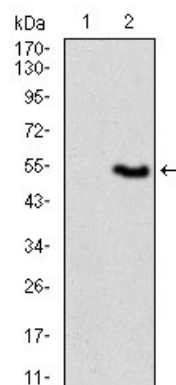
Validations



Flow cytometric analysis of HeLa cells using VAV1 mouse mAb (green) and negative control (red).



Western blot detection of Vav1 in Jurkat cell lysates using Vav1 mouse mAb (1:3000 diluted). Predicted band size: 98 kDa. Observed



band size: 95 kDa.

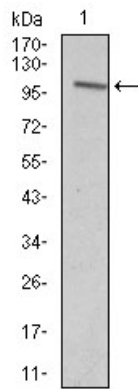
Western blot analysis using VAV1 mAb against HEK293 (1) and VAV1 (AA: 121-324)-hIgGFc

Anti-VAV1 (5E7) Mouse antibody



Catalog Number: 168526

Western blot analysis using VAV1 mouse mAb against Jurkat (1) cell lysate.



transfected HEK293 (2) cell lysate.